



WELCOME ABOARD PACKAGE 2025

Fleet & Family Support Center
Relocation Program
FFSCSasebo@us.navy.mil
252-3372
Updated December 2024

Table of Contents

Informational Websites	4
Fleet and Family Support Center Resources	5
Moving Checklist – Pre-Arrival to Sasebo Checklist.....	6
Moving Checklist – Arrival to Sasebo Checklist.....	8
Expected Initial Costs of Moving to Sasebo.....	10
Pet Information – Need to Know	11
Pet Checklist for Import into Japan from the USA.....	11
Sasebo Veterinary Treatment Facility	12
Off-Base Veterinary Clinics.....	14
Common Health Concerns for Pets in Japan	16
What to Do At the Airport (s)	17
Area Orientation Brief (AOB) & Intercultural Relations (ICR) Class.....	20
AOB Schedule:	20
CYP Childcare	20
DODEA General Information Sasebo, Japan	21
School Registration Information Sasebo, Japan	21
DODEA Online Registration.....	23
Youth Sponsorship Program	24
Intercultural Relations	25
Intercultural Relations How to Present a Positive Image to our Japanese Hosts	25
Eating and Dining In Japan	26
Maps of Commander Fleet Activities Sasebo	29
Housing Information	31
Eligibility for Military Family Housing	33
Temporary Lodging Allowance (TLA).....	34
Temporary Quarters Subsistence Allowance (TQSA).....	34
How To Apply For Base Housing	34
Pets.....	36
Unaccompanied Housing (UH) Division	37
Housing FAQs	38
CFAS Transportation Services.....	40
CFAS Religious Ministries	43
CFAS Emergency Management Department	45
FFSC Family Employment Readiness Program (FERP) Resources.....	48
Connect with your Command Ombudsman and Family Readiness Group.....	51
Navy Marine Corps Relief Society.....	53
Red Cross	54
Safety Department: Driving In Japan	55
Obtaining a License:	55
USO	61
Women, Infants and Children (WIC) Overseas.....	61

Congratulations on your orders to Sasebo, Japan!

While the idea of moving to a new location can be overwhelming, this Welcome Aboard Package contains a wealth of information to help your relocation and is designed to answer many of your questions. Look through the provided material and suggested websites to help familiarize yourself (and your family) with your new home. Using all your resources can help reduce culture shock and stress, keeping your morale high during the first few weeks of your arrival and throughout your time in Sasebo to make this a tour you enjoy!

If you have not already done so, please visit your local Fleet and Family Support Center (FFSC). They can provide you with information on travel pay, entitlements, and allowances, arranging a successful move, and vacating your government quarters. We are all here to help with every aspect of your relocation so please do not hesitate to contact us if you have additional questions regarding your new assignment to Sasebo!

Those with families are encouraged to make reservations in advance with the Navy Lodge. The next day, it is important to check into your command and their respective admin departments. Once there your command can provide guidance and escort to the various locations on base that you must visit.

Below are items that each member should try to complete within the first 72 hours.

- Confirm seat reservation for Area Orientation Brief / Intercultural Relations (AOB/ICR)
- Check into the Housing Service Center to make an appointment
- Visit Personal Property Office
- Visit Tricare Benefits Coordinator

Again, congratulations and we will see you soon!

V/R,

The Relocation Team
Fleet and Family Support Center
Commander Fleet Activities Sasebo Japan
FFSCSasebo@us.navy.mil
PSC 476 BOX 62
FPO AP 96322-0001
DSN: 252-FFSC (3372)
USA: 011-81-956-50-3372
JAPAN: 0956-50-3372

Informational Websites

Commander Fleet Activities, Sasebo (CFAS):

CNIC Sasebo webpage: <https://cnrj.cnic.navy.mil/Installations/CFA-Sasebo/>

The official website of Commander Fleet Activities, Sasebo

CFAS Facebook page: <https://www.facebook.com/CFASasebo>

Find out about what events and important information

Fleet and Family Support Center, Sasebo Facebook page: <https://www.facebook.com/ffscsasebo>

American Forces Network (AFN) Sasebo Facebook page: <http://www.facebook.com/afnsasebopage>

Follow what is happening on CFAS

Sasebo and Japan:

Sasebo is in the Nagasaki prefecture, located on Kyushu Island

Sasebo Convention and Visitor's Association: <http://www.sasebo99.com/english/>

English website about tourist attractions in Sasebo, Japan

Japan National Tourism Organization: <http://www.jnto.go.jp/eng/location/regional/nagasaki/index.html>

Cultural and tourist information about Japan

Web Sasebo City: Welcome to Sasebo on YouTube:

http://www.youtube.com/watch?v=KallPdctZQw&feature=player_embedded

Explore Sasebo

PCS and Relocation:

Military OneSource:

<https://www.militaryonesource.mil/moving-housing/moving/pcs-and-military-moves/>

Explore all the resources and tools available to you during your PCS!

Fleet and Family Support Center Resources

For information about a specific class, the monthly schedule, or to register, please call 252-FFSC (3372) or e-mail FFSC at FFSCSasebo@us.navy.mil.

Work and Family Life Programs

Deployment Readiness

- Exceptional Family Member Program (EFMP)
- Family Readiness Group (FRG) Training
- Ombudsman Training
- Pre-Deployment & Mid-Deployment
- Return and Reunion

Family Employment Readiness Program (FERP)

- Steps to Federal Employment
- Career Support Retention
- Resume Writing / Interview Techniques
- Transition Assistance Program (TAP)
- VA Benefit Information

Life Skills Education

- Babysitting Workshop
- Meyers Briggs Type Indicator (MBTI)
 - Personality Assessment
- Pre-Marital Workshop
- Stress Management
- Teaching English to Japanese

Personal Finance Management (PFM)

- Command Financial Specialist (CFS) Training
- Million Dollar Sailor
- Thrift Savings Plan (TSP) Guidance

Relocation Assistance Program (RAP)

- Area Orientation Brief/Intercultural Relations (AOB/ICR) Training
- Smooth Move Workshop
- Sponsorship Orientation Training

Crisis Response

Family Advocacy Program (FAP) for victims of abuse assistance

24 Hour FAP Victim Advocate Hotline: 090-5299-6380 (Sasebo local number)

Sexual Assault Prevention and Response (SAPR)

24 Hour SAPR Hotline: 090-5920-5856 (Sasebo local number)

Military One Source

Military Crisis Line 1-800-273-8255, then press 1

Non-Medical Counseling 1-800-342-9647

Suicide Prevention Lifeline - 1-800-273-TALK (8255)

Clinical Advocacy Program Counseling Services

Couples Counseling

- Blended Families
- Deployments and Reunification
- Divorce
- Intercultural Relationships
- Marital Counseling
- Parenting
- Pre-marital counseling

Family Therapy

- Child Behavioral Problems
- Divorce or Separation
- Global Transition
- Military Family Life Style and Challenges
- School Problems
- Teen Issues

Individual Counseling

- Divorce
- Grief
- Military Lifestyle
- Parenting
- Personal Self Development
- Stress
- Vocational Stress

New Parent Support

The New Parent Support Home Visitation Program (NPSHVP) provides supportive and caring services to military mothers and fathers who are expecting and or have children up to the age of three. This program helps to determine what types of services and or resources can support the family.

Moving Checklist – Pre-Arrival to Sasebo Checklist

AS SOON AS ORDERS ARE RECEIVED:

- Check the DoD Foreign Clearance Guide to verify passport requirements for entry into Japan.
<https://apacs.milcloud.mil/fcg/fcg.cfm>
- Make at least 10 copies of your Permanent Change of Station (PCS) orders and Dependent Entry Approval Letter.
- Check vaccination records for your dependent children to ensure they are up-to-date.
- Discuss and plan your move with your spouse and children.
- Contact sponsor assigned by command at next duty station by utilizing the e-mail located on the first page of your orders.
- Visit Military One Source website for PCS information regarding next duty station and utilize the “Plan My Move” resources. (<https://www.militaryonesource.mil/moving-housing/moving/pcs-and-military-moves/>)
- Visit your local Fleet and Family Support Center to attend a Smooth Move Workshop.
- Set your date of transfer.
- Collect medical and immunization records and make copies.
- Make medical appointments for Dental, Immunizations, and Overseas Screening Appointments*.
**Complete Medical History (DD Form 2807-1) and Suitability Screening (NAVMED 1300/1) forms before making appointment.*
- Obtain Dependent Entry Approval Letter. Even if you are moving within Japan!
- Apply for No Fee Passport at local Personnel Support Detachment (PSD).
- Begin tracking tax deductible expenses.
- Visit your local military veterinary clinic to find out travel restrictions and specifics at new location.
(Sasebo: DSN: 315-252-8879 International: 011-81-956-50-8879)
- Make financial plans and preparations.
- Visit the Housing Early Assistance Tool website to start the application process.
<https://www.homes.mil/heat/DispatchServlet/HeatEntry>

AT LEAST 3 MONTHS BEFORE MOVE:

- Check to make sure Tourist and No Fee Passport(s), Military ID card(s), and State Driver’s License(s) are not going to expire soon. *** Before your PCS to Japan, ensure you and your dependents have valid US driver's license(s) that will not expire for the entirety of your tour.***

- Visit your local military legal office for a Power of Attorney, required by PPO and Housing Office if Sponsor is deployed. (Sasebo: DSN: 315-252-3347 International: 011-81-956-50-3347)
- Contact your local Personal Property Office to arrange shipment or storage of personal property. You are encouraged to self-counsel using the Defense Personal Property System. Visit the Defense Personal Property System (DPS) <https://dps.move.mil/cust/standard/user/home.xhtml> to review information and register as a customer. If you perform self-counseling in DPS you must either email, FAX, or hand-carry your orders to the PPPO for review/approval. Failure to do so may result in your shipment not being arranged on the dates you requested. For further information contact the FLCY Site Sasebo PPPO: DSN 252-3418; CML 0956-50-3418; FAX -3704; email M-SA-FISC-ppty@fe.navy.mil. You are encouraged to review the "It's Your Move" pamphlet to help you understand your allowances and responsibilities involving shipment or storage of personal property: https://www.ustranscom.mil/dtr/part-iv/dtr_part_iv_app_k_1.pdf
- Contact TRICARE Health Benefits Advisor for any changes.
(Sasebo: DSN: 315-252-3625 International: 011-81-956-50-3625 or www.tricare.mil)
- Contact local housing office and file Intent-to-Vacate Quarters.
- Reserve room(s) at Navy Lodge for last nights.
(www.navy-lodge.com)
- Make arrangements for lodging at next duty station, check to see if sponsor has arranged.
(Sasebo: DSN: 315-252-3608 International: 011-81-956-50-3608 or www.navy-lodge.com)

AT LEAST 4-8 WEEKS BEFORE MOVE:

- Start Command/Base Checkout Sheet
- Submit a reservation form on Fukuoka Airport Blue Bus Shuttle. You can find it at**
(Located under popular links on the CFAS landing page: <https://cnrj.cnrc.navy.mil/Installations/CFAS-Sasebo/>)
***Contact CFASFMAT@US.NAVY.MIL for pet transportation from Fukuoka International Airport or for general assistance.*
ALL FUKUOKA PICK UPS WILL BE AT THE INTERNATIONAL TERMINAL EFFECTIVE 15 JANUARY
- Notify child's current school registrars regarding child's transfer.
- Set up an online DODEA account and prepare the requisite documents and records for upload to register your child for school in Sasebo. (dodeasis.myfollett.com/aspn)
- Change your address at the Post Office or at www.usps.gov for subscriptions and bills.

AT LEAST 1-2 WEEKS BEFORE MOVE

- Contact the utility companies to terminate services and pay final bill.
- Contact the phone and internet companies to terminate services and pay final bill.
Don't forget to separate their equipment and turn it in to avoid additional costs.

- Contact cell phone service provider to cancel plan or discuss military suspension and pay final bill.
- Check-out of medical and transfer your family members' medical records to CFAS.
(Sasebo: DSN: 315-252-2550 International: 011-81-956-50-2550)
- Arrange for childcare and pet care for moving day.

Moving Checklist – Arrival to Sasebo Checklist

- Check-in at your Command's Quarter Deck. For incoming CFAS Sailors, please check-in to Bldg 80 Administration Office, sign the check-in log book, and complete check in sheet (p.11*). On weekends and after work hours, please check-in at Transient Personnel Detachment."
- Check-in at the Navy Lodge Sasebo if you are an accompanied service member.
(Sasebo: DSN: 315-252-3608 International: 011-81-956-50-3608 or www.navy-lodge.com)
- Check-in at Transient Personnel Detachment (TPD, bldg. 63) if you are an unaccompanied service member and/or your ship is not in port.
(Sasebo: DSN: 315-252-3587 International: 011-81-956-50-3587)
- Visit Legal Assistance (RLSO, bldg. 47) to obtain a Power of Attorney, required by PPO and Housing Office if Sponsor is deployed.
(DSN: 315-252-3347 In Japan: 0956-50-3347 Email: SaseboLegalAssistance@fe.navy.mil)
- Contact Housing Office regarding your Temporary Lodging Allowance (TLA) and schedule your Housing Welcome Brief. Bring copy of PCS orders, DD Form 1746 (Page 2), Detaching Endorsement and Dependent Entry Approval Letter.
(Sasebo: DSN: 315-252-3402 International: 011-81-956-50-3402 or <https://ffr.cnrc.navy.mil/Navy-Housing/Housing-By-Region/Japan/CFA-Sasebo/>)
- Check-in at Transient Personnel Detachment (TPD, bldg. 63) if CFAS, Tenant Command, or if your ship is at sea. If in port, check in directly to your ship's Personnel Office.
(Sasebo: DSN: 315-252-3587 International: 011-81-956-50-3587)
- Contact the Fleet and Family Support Center (FFSC, bldg. 310) to enroll and/or confirm your registration for the Area Orientation Brief/Intercultural Relations (AOB/ICR) Training. Completion of this class is mandatory within 30 days of arriving in Sasebo, in accordance with COMNAVFORJAPANINST 1740.5 and CFASINST 1740.1D.
(Sasebo: DSN: 315-252-FFSC International: 011-81-956-50-FFSC Email: FFSCSasebo@us.navy.mil)
- Children are not allowed to attend AOB/ICR. Families must arrange for child care in advance (information for coordinating childcare is located further in this packet).
- Contact Personal Property Office. The Transportation Service Provider or their destination agent will contact you directly upon arrival of your personal property shipment at your new duty station. You are responsible for keeping contact information updated in the Defense Personal Property System. TSP contact information is available on your shipment record in the DPS. If the TSP is unable to contact you your personal property will be placed in temporary storage at

Government expense (Storage-in-Transit). The basic allowance for SIT is 90 days. For information about checking inbound shipment status or requesting a temporary storage authorization extension please visit Military One Source or follow this link:

<https://www.militaryonesource.mil/moving-housing/moving/moving-personal-property/>

- Check-in at the Branch Health Clinic, Dental Clinic and Tri-Care Office (bldg. 1529).
(Sasebo: DSN: 315-252-2551 International: 011-81-956-50-2551)
- Visit FMAT Sasebo (bldg. 155 1st Floor room 114) regarding the Loaner Locker Program to reserve a Hospitality Kit, which allows you to borrow basic household items for a limited time at no cost.
(Sasebo: DSN: 315-252-3627 International: 011-81-956-50-3627)
- Contact your command Ombudsman and Family Readiness Group (FRG) using the updated list at FFSC.
(Sasebo: DSN: 315-252-FFSC International: 011-81-956-50-FFSC)
- Visit FFSC Sasebo (bldg. 310) for information and referral regarding available resources and services on Family Employment Readiness Program (FERP).
(Sasebo: DSN: 315-252-FFSC International: 011-81-956-50-FFSC)
- Register your children for school using the online registration dodeasis.myfollett.com/aspden. Information about each school can also be found at <http://www.dodea.edu/Pacific/>
- Arrange for you P.O. Box in Sasebo at the Post Office on Main Base (bldg. 310). Only families are allowed a P.O. Box on base. Single and unaccompanied service members will receive mail at their command.
(Sasebo: DSN: 315-252-3426 International: 011-81-956-50-3426)
- Register personal vehicles at Vehicle Registration Office (VRO, bldg. 320).
(Sasebo: DSN: 315-252-2377 International: 011-81-956-50-2377
(E-mail: M-SA-CFAS-SEC-PASSOFFICE-GD@us.navy.mil)
- Obtain a cellular telephone from local carrier: AU, Docomo, Softbank, etc.
- Keep in contact with your command assigned sponsor for assistance upon and after your arrival in Sasebo.

*Please note, all COM phone numbers listed are from USA to Sasebo. For all other international calls to Sasebo, Japan, please dial your International Access Code + 81 + 956 + 50 + last 4 digits of the phone number. In Japan, please dial 0956 + 50 (or 24) + last 4 digits of the phone number.

Expected Initial Costs of Moving to Sasebo
Estimated initial need of \$10,000 - \$15,000
(Depending on household size/Service Member rank)

Temporary Lodging

1. Navy lodge has 58 rooms, rate is:
 - \$88.00 per night
 - At check-in 10 days initial deposit for both NGIS & Navy Lodge is due.
 - Every 10 days you need to go to the housing office with a lodging receipt and fill out a TLA request form. The Housing Office submits TLA request form and the receipt to PSD electronically via TOPS.
 - Length of stay depends on housing availability for your household size (max 60 days).

Cars & Insurance

3 Types of sizes of cars:

1. 300 Series – is a larger cars (est. \$2500 to \$4000)
2. 500 Series – is a compact cars (est. \$1500 to \$2500)
3. 580 Series – is a smaller cars (est. \$1000 to \$2000)

Mandatory Liability Insurance is based by age and rank.

1. Est. cost is \$400 to \$500 a year (Age 30 and up)
2. Est cost is \$500 to 650 a year (E4 & age 29 & below)

JCI – mandatory by Japan Gov't cost \$500 (JCI = Japanese Compulsory Insurance)

Estimated Off Base Rental Move-In Expenses

Expense	Amount
One Month Advance Rent -----	\$1,500
Security Deposit (1-month's rent) -----	\$1,500
Restoration Fee*-----	\$1,025
Realtor's Fee-----	\$1,650
Total	\$5,675

*The Restoration fee varies and covers Tatami Mats and Shoji Doors (rice paper) and is reimbursable (if applicable). Pet deposit of \$500-\$1000 is non-refundable

Common Additional Costs:

- Cell Phones
 - \$80-\$120 per phone per month is common from local carriers such as Softbank/AU
- Cable/Internet
 - \$44-\$150/month
- New household set-up items (cleaning supplies, food, toiletries, furniture, sundries, etc.)
- Pet fees
 - Highly variable but expect hundreds to thousands when including such as airline fees, kennel costs, vet immunizations, quarantine stay at Paws and Claws, vet visit in Sasebo
- Waiting on correct allotments to catch up to Service Member's pay (correct COLA, Sea Pay, TLA repays)

Pet Information – Need to Know
***Pet Checklist for Import into Japan from the USA**

Name of Pet: _____

___ Animal has been in country of export for at least 180 days.

___ **International Microchip**- must be done before BOTH rabies vaccines.

Date of Microchip: _____

Microchip #: _____ Type of Microchip: _____

___ **Previous Rabies Vaccine**- Animal must be at least 90 days old

Rabies Vaccine #1 date: _____

___ **Current Rabies Vaccine**- Must have been given at least 30 days after Rabies Vaccine #1 but no more than 1 year.

Rabies Vaccine #2 date: _____

After Rabies Vaccine #2:

___ **Rabies Titer Test (FAVN)**

Date of Rabies Titer Test: _____

Titer results: _____ (must be greater than 0.5 IU/ml)

Quarantine period of 180 days begins the date the rabies titer test was done. This test is good for two years as long as the rabies vaccines do not expire.

Day 180 is on _____ (mm/dd/yyyy)

1-11 months prior to arrival:

___ DA2PP or DHLPPC (canine) vaccination date: _____

___ Bordetella (canine) vaccination date: _____

___ FVRCP (feline) vaccination date: _____

___ Kennel reservation in Sasebo at Paws and Claws Boarding Facility

___ Arrange pick up from airport with FMAT

At least 40 days prior to arrival (if flying commercially):

___ Advanced notification for import submitted to Japan.

Approval number for entry: _____

Within 10 days of arrival:

___ Health Certificate- MUST include USDA certification if not done by a military vet.

___ Internal and External parasite testing/treatment

Upon Arrival:

___ Check your pet into the boarding facility on base.

___ Check in at Sasebo Veterinary Treatment facility within 72 hours of your arrival.

****Please contact usarmy.sasebo.medcom-php-mbx.vet@health.mil to receive the most updated PCSing to Japan with Pets packet****

****Please be aware that airlines have restrictions regarding dog breeds and seasons of the year during which pets can be shipped. Airline fees for transportation of a pet in a medium size kennel can range from \$2000 - \$4000 per pet****

Sasebo Veterinary Treatment Facility

Hours of Operation:

Monday, Tuesday, Wednesday & Friday: 0800-1600

Thursday: Closed for Training

This facility observes federal and Army training holidays and closes at 1200 on the last business day of the month.

Contact Information:

DSN: 252-8879 Hario

From Cell Phone: 0956-50-8879

Email: usarmy.sasebo.medcom-php-mbx.vet@health.mil

Facebook Page: Facebook.com/SaseboVTF

Accepted Methods of Payment:

Visa, Discover or MasterCard

Information About The Sasebo VTF

The Sasebo Veterinary Treatment Facility is authorized to provide care for your privately owned pet(s) as time, space, personal resources permit. Care for privately owned animals is just one of the many missions we perform; therefore we cannot guarantee veterinary services will always be available.

There is an Army veterinarian that is stationed here that does provide services for privately owned animals. The primary mission of our Sasebo veterinarian is to provide medical care for the Military Working Dogs and to provide food inspection services for the base. Due to other obligations of our veterinarian, we do advise that you become familiar with the off base veterinary clinics. You will find a list of off-base veterinary clinics within this welcome packet.

If you have SOFA status, you are required to register your pet with this veterinary facility. Your pet is also required to be current on vaccinations and to have a microchip. This applies to pets living both on and off-base. Please remember to register any pets that you adopt during your time in Japan. Please contact us for further information on these requirements.

Be aware that Japanese law requires **annual rabies vaccinations** for all pets. Please keep your pet current on their vaccinations. Please feel free to contact us via phone, email, or Facebook anytime during our business hours with any questions you may have.

Welcome to Sasebo!

Off-Base Veterinary Clinics

Ikeda Veterinary Clinic

Phone Number: 0956-28-4045

Hours: M-T-F-S-Sun 0900-1145 and 1530-1730 and W 0900-1145

Closed Thursdays and national holidays

Note: Clinic is located near OK home store and LaLa shopping center.

Address: 1002-37 Hino-cho, Sasebo City

Directions: Go toward the OK home store and take a left at the light. The LaLa shopping center will be on your right-hand side. Do down four lights. Turn left at the 4th light. Go over the bridge and you will see a coke machine ahead on your right. Turn left at the coke machine. Then take an immediate left. The vet clinic will be on the left-hand side. You will see a blue and green sign on the vet clinic building.

Hamaguchi Veterinary Clinic

Phone Number: 0956-25-9914

Hours: M-S 0900-1200 and 1500-1830

Closed Sunday and national holidays

Note: Walk-ins welcome

Address: 10-8 Kamishima-cho, Sasebo City

Directions: Go up the hill by officer housing. At the top of that hill, you will come to a light. Take a left at that light. Go through 3 lights. After the 3rd light, the road will curve to the left. On the right-hand side of that curve, you will see a chain-link-fence around a parking lot. You will also see a large teal colored sign with an arrow pointing into the vet clinic. The parking lot of the vet clinic has paintings of dogs and cats.

Website: <http://www8.ocn.ne.jp/~hamavet/>

Mine Veterinary Clinic

Phone Number: 0956-25-9914

Hours: M-W-F 0900-1200 and 1300-1900

T-TH 0900-1200 and 1300-1800

Sat 0900-1230 (Closed Sundays and national holidays)

Notes: Located in the Haiki area

Address: 1101-22 Gonyoji-cho, Sasebo City

Directions: Pass the Home Wide Store on the left-hand side. Go straight; pass the Lawson store on the left. The vet clinic is on the left before the next light.

Matsuo Veterinary Clinic

Phone Number: 0956-42-1881

Hours: M-T-TH-F-Sat 0900-1200 and 1500-1900

Sun 0900-1200 and 1300-163 (closed national holidays)

Address: 11-8 Katsutomi-Cho, Sasebo City

Directions: From the Ginza, take a right on the 35 and head toward the big green bridge with the stairways running up each side. Take a left there. Follow the road and you will see a furniture store call LIM on your left. Pass this and keep following the road. On your right-hand side you will see a green canopy with a very short driveway. This is the vet clinic. The name of the clinic is on the outside.

Website: <http://nttbj.itp.ne.jp/0956421881/index.html>

Kaize Veterinary Clinic

Phone Number: 0956-40-7667

Hours: M-T-TH-F 0900-1200 and 1500-1900

Sat 0900-1200 and 1530-1800

Sun 0900-1200 (closed national holidays)

Address: 1307-4 Yoshioka-Cho, Sasebo City

Website: <http://kaize-ah.com/index.html>

Emergency Clinic

There is an emergency clinic in Fukuoka

Name: Fukuoka Yakan Kyukyu Doubutsu Byouin (福岡夜間救急動物病院)

Hours: 2100-0500 everyday

Address:

5 Chome-2-40 Tsukiguma Hakata Ward, Fukuoka, Fukuoka Prefecture 812-0858 Japan

【住所】 〒812-0858 福岡県福岡市博多区月隈 5丁目 2-40 →地図

Phone Number: 092-504-8999

Website: <http://www.pet99.net/>

Note: Wellness exam fee is 8,000 yen. A credit card can be used for payment

Common Health Concerns for Pets in Japan

Heartworm Disease: Heartworms are large worms that live in the hearts of dogs. While the disease is more common in dogs, cats can also be affected by heartworm disease. Heartworms are transmitted by mosquitoes, causing all dogs (and cats that go outdoors) to be exposed to the disease. The infection can be life-threatening, and treatment can be expensive, painful, and time consuming. To prevent heartworm disease, we recommend all dogs (and cats who go outdoors) to be on a monthly heartworm prevention. **Prevention is affordable and is given in a treat form once a month.** Dogs require an initial heartworm test to ensure they have not been infected prior to starting the prevention, and then annual tests thereafter.

Heat Stress: Summers in Sasebo are very hot and humid, and dogs can be at a high risk for heat injury from July through September. Risk factors for heat injury include age (very young and older dogs), breed (dogs with short noses, such as bulldogs, pugs, and boxers), and conditioning (overweight dogs, dogs not acclimated to high temperatures). To reduce the risk of heat injury, always provide fresh water to your pet. Provide shady areas in your yard to seek shelter, and do not leave your pet unattended in the yard during the hot summer days. Avoid exercising during the hot times of day and be cautious with the pavement temperature when walking your dog. Additionally, **NEVER leave your pet unattended** in a vehicle.

Venomous Snakes: *Mamushi snakes* are pit vipers with venom similar to water moccasins and rattle snakes from the United States. They are typically 1-3 feet long with a pale gray, reddish brown, or yellow brown background color with large, darker, irregularly shaped blotches along its length. It can be found in swamps, marshes, meadows, woodlands, and rocky areas. *Yamakagushi snakes* are dark green with black and bright orange markings and are usually 2-3 feet long. This snake frequently flees larger predators and bites are uncommon.

Insects: Fleas and ticks are common in Japan and may be a significant issue for your pet depending on their lifestyle. Giant centipedes (*mukade*) can grow up to 20 cm long. Their stings can cause intense pain and swelling but are not life threatening unless there is an underlying allergy.

Feline Leukemia Virus (FeLV) and Feline Immunodeficiency Virus (FIV) (cats): These are viral diseases which are transmitted through contact with other cats, typically through fighting. Cats can be infected without showing clinical signs for months to years. Indoor cats have little exposure to these viruses, however cats that go outside have a higher exposure due to the high prevalence of the viruses in stray populations. For indoor cats, we recommend testing for FeLV/FIV once in their life, typically during kitten vaccines, to make sure they were not infected by their mothers. For indoor/outdoor cats, we recommend testing for FeLV/FIV annually and vaccinating for FeLV.

What to Do At the Airport (s)

Landing in Tokyo (Narita/Haneda) airport and/or Fukuoka International Airport

The majority of those PCSing to Sasebo will land at Narita International Airport then continue on to Fukuoka Domestic Airport (FUK). Others may arrive directly at the Fukuoka International Airport. At the first airport you arrive in Japan, you must go through immigration and fill out immigration's entry card, custom's declaration card, present government identification, passports and orders. You are responsible for collecting your luggage before proceeding through Customs and Immigration. After you pass through Customs and Immigration, you are responsible for the transfer and check-in process for your domestic flight to Fukuoka. (If you need any assistance, feel free to ask the airport staff.)

From Fukuoka Airport Domestic Terminal: You will be using airport transfer shuttle from Domestic terminal going to International terminal. There are no parking area for buses at domestic terminal due to construction. All will be boarding at International terminal. Please arrive **15 minutes** prior your departure time ROLL CALL, the times are (1200 and 2200) at International A4 Area (SEE MAP), check-in with the Bus Attendant. At 1215/2215 Bus Attendant will gather all passenger and will lead you to the Blue bus parking area.

From Fukuoka Airport International Terminal: Please arrive **15 minutes** prior to your departure time ROLL CALL, the times are (1200 and 2200) at International A4 Area (SEE MAP) and check-in with the Bus Attendant. At 1215/2215 Bus Attendant will gather all passenger and will lead you to the Blue bus parking area.

A uniformed military service member will be posted. The FMAT Bus Attendant will verify bus reservations, collect a copy of your orders (as applicable), and add personnel to the bus manifest based upon priority seating and space availability. Once all customers have been accounted for and verified, the bus attendant will escort everyone to the bus located in bus parking lot approximately 250 yards from the airport. If there are not enough seats available, passengers are responsible for procuring an alternate means of transportation to Sasebo.

Submit a reservation form on Fukuoka Airport Blue Bus Shuttle. You can find it at**

(Located under popular links on the CFAS landing page: <https://cnrj.cnjc.navy.mil/Installations/CFA-Sasebo/>)





AIRPORT CHARTER

[d o o r t o d o o r s e r v i c e s]

Book with Travel & Tours office to make your reservation to and/or from CFAS

INFO REQUIRED

WHEN INQUIRING

- 1) Date of Flight & Arrival
- 2) Flight Name & Number (ex: AB 123)
- 3) Name of all passengers in party
- 4) How many pieces of luggage, including carry-ons and personal items

Inform ITT Supervisor if traveling with pets



HOW TO BOOK

Contact ITT Supervisor via phone call or email

ITT Hours (JST):
Monday - Friday
10:00 - 18:00

EMAIL:
MARGARET.H.MCCULLOUGH
@US.NAVY.MIL

PHONE: +81-956-50-2921
or +81-956-50-3433

PRICE BREAKDOWN

Prices below are based upon a 5-hour charter (4-hour for Nagasaki Airport) pending vehicle size needs. Additional charges may apply in the event of extended time.

- Van (fits to 4 ppl)
 - Fukuoka Airport: \$175.00
 - Nagasaki Airport: \$145.00
 - Hourly Rate for additional time: \$35.00
- Van (fits to 10 ppl)
 - Fukuoka Airport: \$200.00
 - Nagasaki Airport: \$165.00
 - Hourly Rate for additional time: \$40.00
- Microbus (fits to 10 ppl)
 - Fukuoka Airport: \$250.00
 - Nagasaki Airport: \$200.00
 - Hourly Rate for additional time: \$50.00
- 40pax (fits to 40 ppl)
 - Fukuoka Airport: \$250.00
 - Nagasaki Airport: \$200.00
 - Hourly Rate for additional time: \$50.00

*Receipts for travel claim reimbursement available upon request.

Area Orientation Brief (AOB) & Intercultural Relations (ICR) Class

This training is **MANDATORY** for all military personnel, DOD civilians, and their adult family members arriving to commands in Sasebo within 30 days, in accordance with COMNAVFORJAPANINST 1740.5. It ensures newly reporting personnel understand and are fully aware of all CFAS policies, programs, services, responsibilities and facilities in accordance with CFASINST 1740.1D. Additionally, certified attendance is required for anyone who intends to obtain a U.S. Forces Japan driver's license during their stay in Japan. For those relocating from another duty station in Japan, you are exempt from the ICR portion of AOB upon approval of the AOB-ICR Coordinator.

Reservations are required, and suggested to be made four weeks prior to arrival in the Sasebo area. Your sponsor can sign you up for this program in advance or you can register yourself.

To sign up for AOB/ICR please send e-mail to FFSCSasebo@us.navy.mil with the following information:

- Full name and rank
- Spouse's name if they will be accompanying to Sasebo
- Children's ages (if applicable)
- Gaining command
- Class date you'd like to be registered for or projected date of arrival to Sasebo

Children are not allowed to attend AOB/ICR. Child care reservations should be made prior to attending AOB/ICR no greater than 30 days in advance. Age limits and contact numbers for each of the centers are outlined in the "Childcare" section.

AOB Schedule:

Tuesday: 0745- 1530 (**MANDATORY**)

- Policies and procedures associated with Commander Fleet Activities, Sasebo
- SAPR Training
- Briefs from base organizations
- Resource fair

Wednesday: 0730 – 1130 **CULTURAL ADAPTATION (MANDATORY)**

- Japanese History, Culture and Holidays
- Japanese Language and How to Count in Japanese
- How to Make out Kanji in the Japanese Signs

Wednesday: 1230– 1630 **SAFE TALK (MANDATORY FOR ALL ACTIVE DUTY)**

- LivingWorks safeTALK workshop teaches how to prevent suicide by recognizing signs, engaging someone, and connecting them to an intervention resource for further report.

Thursday: 0800 – 1000 **DRIVING CLASS (OPTIONAL)**

- Written test on signs and traffic laws

Thursday: 1230 – 1530 **FIELD TRIP (OPTIONAL)**

- Explore tourist attractions
- Experience local cuisine

Childcare

Welcome to Sasebo!

Personnel attending AOB/ICR with children must make arrangements for childcare. Childcare is free to attendees through vouchers that are distributed on the day of training and who have registered in advance with CYP. The vouchers only cover the time for the AOB/ICR and if more time is needed, you will be charged at a rate of \$8 per hour. Online reservations are required as early as 30 days in advance. This is to ensure a spot in the childcare facility is available during class times.



Please download and/or print the packet [HERE](#), fill in all of the forms and sign where required, then scan the packet and email the file back to: SaseboChildAndYouthServices@us.navy.mil. Once this is completed, you will be able to make a reservation for hourly childcare. Childcare spaces are on a first come, first serve basis and can be reserved 30 days in advance. There is no guarantee that a space will be available.

1. Registration Packet and Orientation. The Registration Packet must be completed with 2 local emergency contacts the Thursday before your scheduled AOB/ICR class. Copies of child’s shot records will be needed to complete the Registration Packet. All questions can be directed to the appropriate childcare center listed at the bottom of this sheet. You can access the registration packet [HERE](#).
2. FFSC – Dragon Vale Childcare Transportation. Transportation to and from the Navy Lodge, CDC or SAC centers, and the AOB venue is via the base bus. There is a short walk required, so please plan accordingly for the weather. Participants will receive the map and bus schedule from the FFSC upon registering.
3. FFSC – Hario Village Childcare There is **NO** transportation service to Hario Village Childcare Centers. AOB/ICR attendees are responsible for transportation to/from Hario Village should they choose a Hario Village center for childcare.

CHILD DEVELOPMENT CENTER (CDC):	6 WEEKS* TO 5 YEARS**
<i>Dragon Vale (Main Base):</i> 252-2985	<i>Hario Village:</i> 252-8842
Hours- M-F 0600-1800-----	

SAC CENTERS***:	5 – 10 YEARS**
<i>Dragon Vale (Main Base):</i> 252-2989	<i>Hario Village:</i> 252-8763
Before School M-F 0600-0800; After School M-F 1500-1800; No-School Days M-F 0600-1800 -----	

PRE-TEEN & TEEN CENTERS***:	PT 10–12 YEARS and TEEN 13 YEARS & OLDER
<i>Dragon Vale (Main Base):</i> 252-2908	<i>Hario Village:</i> 252-8968
M-TH 1500-1800; FRI 1500-2000-----	

* For children 6 weeks – 12 months, parents are to provide the following: diapers, wipes, and 2 changes of clothes. Please contact the CDC regarding food allergies. Meals are provided throughout the day.

** If 5 year old is already enrolled in kindergarten the child will attend SAC Center. If not enrolled in kindergarten the child will attend the CDC. During the school year, SAC only offers before and after school, unless it is a “school out” day.

***For help getting children enrolled in school please contact the School Liaison Officer at CFASaseboSLO@us.navy.mil and pre-register for enrollment at <http://dodeasis.myfollett.com/aspen>

General School Information Sasebo, Japan

School Registration Information Sasebo, Japan

Please have the following documents/items at the time of enrollment to ensure a smooth registration process:

- All previous school records, report cards, transcripts and other academic records
- A transcribed shot/immunization/vaccination health record (Naval Branch Health Clinic can transcribe your student's record)
- Copy of Sponsor's PCS orders
- Copy of Dependent Entry Approval letter
- Copy of students passport or birth certificate
- Local telephone number, mailing address and email address
- Local emergency contact information
- U.S. Emergency contact information

Electronic DoDEA Student Registration:

<http://dodeasis.myfollett.com/aspen>

- All incoming elementary students will register at Sasebo Elementary School. If housing is assigned to Hario Base Housing, school files will be transferred to Darby Elementary School.

Sasebo Elementary School (Grades K-5)

Located in Dragon Vale Housing, all students living in Dragon Vale Housing.

Email: Registrar.SaseboES@pac.dodea.edu

Phone: 315-252-3600 (DSN), 011-81-956-50-3600 (From U.S.)

<http://www.dodea.edu/SaseboES/>

Jack N. Darby Elementary School (Grades K-5)

Located in Hario Village Housing, all students living in Hario Village Housing are zoned to attend Jack N. Darby Elementary School. Off-base housing please contact Sasebo Student Transportation Office (STO) for school zones and bus route information. STO Phone: 315-252-8921 (DSN), 011-81-956-50-8921 (From U.S.) Email: JapanTransportationSasebo@dodea.edu

Email: Registrar.DarbyES@pac.dodea.edu

Phone: 315-252-8800 (DSN), 011-81-956-50-8800 (From U.S.)

<http://dodea.edu/DarbyES/>

Ernest J. King High School (Grades 6-12)

Located in Dragon Vale Housing, all students in grades 6-12 attend Ernest J. King High School.

Email: Registrar.KingMHS@pac.dodea.edu

Phone: 315-252-3059 (DSN), 011-81-956-3059 (From U.S.)

<http://www.dodea.edu/EJKingHS/>



Select courses and build a class schedule prior to arrival at your next school!

Starting June 1, 2023, DoDEA Pacific high schools will offer conditional enrollment to military-connected students who are moving to Japan, Okinawa, Korea or Guam due to Permanent Change of Station orders.



Eligibility

To be eligible for conditional enrollment, the student must:

- Meet eligibility requirements for [space required enrollment](#)
- Be requesting enrollment into grades 9-12
- Arrive at assigned duty station within three months of requesting conditional enrollment

Scan QR code to get started with the conditional enrollment process.



Note: There are two DoDEA Pacific high schools in Okinawa, and enrollment is determined based on housing location. Please consult the [school zoning map](#) and ensure conditional enrollment is completed at the appropriate high school.

DODEA Online Registration

MEMORANDUM FOR SPONSORS OF SCHOOL-AGED FAMILY MEMBERS

SUBJECT: ENROLLMENT PROCEDURES

Welcome to Sasebo and DoDEA! The following are enrollment procedures at Sasebo Elementary School.

DAY: Monday through Friday

TIME: 07:00-16:00

PLACE: Sasebo Elementary School Administrative Office

Registration Procedure

- Click on the link <http://dodeasis.myfollett.com/aspn>.
- Click the Request an Account link and follow the prompt, when finished-
- Go back to the link above using the account you just created to complete the Pre-registration
- Please upload all the required documents in the portal.
- You will receive an automated email regarding the status of your enrollment upon completion.

Qualifying Enrollment Documentation

† Uniformed Military Personnel

- Sponsor's Orders. (Must include list of all eligible command-sponsored dependent)
- Dependent verification (Dependent/Family entry approval or Member Data Summary/MDS)

† Copy of passport or Birth certificate

† Department of Defense (DoD) Civilians

- Letter of Employment (LOE).
- Form SF-50 or Form 3434 for NAF civilians. (Sponsor should redact PII, such as SSN and pay scale)

† Housing Documentation from the Housing Management Office

† Previous School Records (IEP, 504PLAN, EMFP, GIFTED)

† Up-to-date Immunization/Vaccination record

DoDEA Universal Pre-K and Kindergarten Enrollment Requirements

- † Pre-K: must be 4 years old by September 1 of the enrolling year
- † Kindergarten: must be 5 years old by September 1 of the enrolling year

Universal Pre-K and Kindergarten Application Procedure

- Click on the link above
- Please upload all required documents
- The Registrar will review your application, you will be notified via email once the application is approved.

Please contact the school registrar at 252.9741 (off base - 0956.50.9741) or send an email to huan.mckenzie@dodea.edu for questions.

Youth Sponsorship Program

Dear Parents,

CFAS Youth warmly invite you and your child to take part in the Navy Youth Sponsorship Program (NYSP) collaboration between Sasebo Elementary, Darby Elementary, E. J. King Middle/High School, and Morale, Welfare & Recreation (MWR) Child & Youth Programs (CYP). The purpose of the Navy Youth Sponsorship Program is to provide information, discussion and support concerning the needs of the transitioning military child.

In today's military, more and more service members are on a schedule that can be both demanding and stressful. We anticipate that the NYSP will provide transitioning students with valuable information to assist them as they adjust to a new area, and will help them build lasting bonds with other military students. Youth involved in the program will gain the following information and experience:

- Transitioning – The military child shares experience transitioning from one area to another with other military children.
- Support – The transitioning child will learn about available resources and support in the new area.
- Academic Avenue – The transitioning child will learn what to expect from the new school.
- Military Solidarity – Through spending time together and sharing stories with other military children about their military journey, transitioning children can build relationships with children in their new area, which can reduce their anxiety regarding adjusting to a new community.

If you would like your child to be a Youth Sponsor, please fill out the bottom portion of this letter and return by email to: CFASaseboSLO@us.navy.mil

Sincerely,
School Liaison Officer
Commander Fleet Activities Sasebo, Japan
Email: CFASaseboSLO@us.navy.mil
DSN: 315-252-2206
Commercial 011-81-956-50-2206

Name of Parent _____ Phone Number _____

Email Address: _____

Are you interested in having your child participate in the Navy Youth Sponsorship Program?
_____ YES _____ NO

Name of Child _____ Grade _____

I have the following questions concerning the Navy Youth Sponsorship Program:

Once we receive your form we will be in contact with you within 72 hours to set your child up with our Youth Sponsorship Program. We look forward to meeting you and your child.

How to Present a Positive Image to our Japanese Hosts

When in Public

- Please refrain from smoking on public transportation. All trains including long distance buses and trains do not permit smoking.
- Converse in a low to moderate voice when in public. Yelling or loud conversations disturbs and frightens our hosts.
- Additionally, use earphones with portable stereos and keep your car's stereo volume down when your vehicle windows are open.
- Loud and raucous behavior in public is not acceptable. The Japanese are very calm people as a whole. Boisterous behavior is equated with hooliganism and trouble.
- While the Japanese have learned English in school, they generally are not conversationally proficient. Be patient; talk slowly and clearly. Use a translation app on your phone if you feel it necessary.
- Try to use some Japanese words or phrases when interacting with our hosts. They appreciate our effort and respect our taking the time to try to learn their language.
- Observe how the Japanese do things. "When in Rome do as the Romans do" can very well be applied to Japan.
- Unacceptable behavior usually feels inappropriate when you're doing it. Rely on your common sense. This is just one of the ways to show respect for the Japanese culture while you are here.
- Be polite and considerate. It is the way we expect foreigners to act when they're visiting the U.S.

In Shops and Restaurants

- Remember, Yen is the only currency acceptable in Japanese establishments. They do not accept dollars, as in the case of some foreign countries you may have visited.
- Lately most establishments take credit or debit cards. Yet, small stores or food stalls accept only cash payments. The digital payment with apps in the cell phones has become the norm in Japan.
- While bargaining is acceptable in some countries, in Japan this is not the norm. On large purchases, you may ask if there is any discount, or one may automatically be given to you.
- Do not tip in Japan. It is not expected in restaurants or taxis, and in fact is considered an insult to most Japanese people. Some American franchised restaurants and beauty salons welcome tipping. You will see the "We welcome tipping" next to the cashier.
- In some restaurants (and hospitals), you are expected to remove your shoes. Always have your socks on when you intend to dine off-base. Such establishments will provide slippers for you to put on, upon removal of your footwear.

In a Japanese Home

- Always remember to remove your shoes before stepping up from the genkan (entry) area of a Japanese home into the house proper.
- Always remove your house slippers when you enter a tatami room in a Japanese home-bare feet or socks only on tatami mats.
- Be sure to lather up and rinse off thoroughly outside of a Japanese bathtub. The bath water should be reheated and reused by the entire family for a number of days before being drained.

Eating and Dining In Japan

In Japan, some restaurants and private houses are equipped with low Japanese style tables and cushions on the floor, rather than with Western Style chairs and tables.



Restaurant with traditional low tables

A DAMP TOWEL Just after you sit down at the tables, you will receive a hot (or cold one in summer) damp, white towel called o-shibori. In a restaurant it is wrapped in plastic or is often served on a small oblong tray specially made for the o-shibori. Use the towel to wipe your hands. In less formal situations, Japanese men often wash their faces with the towels, but it is best not do this. Place the towel back on the tray. The o-shibori will stay on the table throughout the meal and often, napkins are not supplied. It is advisable to keep tissue or handkerchief with you at all times.

ITADAKIMASU AND GOCHISOSAMA In Japan, you say “*itadakimasu*” (“I thank you for your sacrifice”) before starting to eat, and “*gochisaosama (deshita)*” (“Thank you for the fantastic meal) after finishing the meal.

Note: According to the Buddhism philosophy, Buddhists are to thank to the ingredients (animals and plants) to have them sacrifice their lives for humans before they start eating. The Buddhists are to thank people who prepared and served the meals to finish eating.

INDIVIDUAL VERSUS SHARED DISHES It is not uncommon in private households and in certain restaurants (e.g. izakaya, or Japanese pub) to share several dishes of food at the table rather than serving each person with his/her individual dish. In such a case, you are supposed to move some food from the shared plates onto your own plate by yourself, using the opposite end of your hashi, or chopsticks, (if you have used them already) or with serving chopsticks that may be provided for that purpose.

CHOPSTICKS The proper use of the chopsticks is the most fundamental element of Japanese table manners.



ETIQUETTE FOR EATING WITH CHOPSTICKS:

- Hold your chopsticks one thirds from the thicker ends.
- When you are using your chopsticks and when you are finished eating, lay them down in front of you with tip to the left.
- Do not stick chopsticks upright into your food, especially not into rice. Only at funerals are chopsticks stuck into the rice that is put onto the altar.
- Do not pass food with your chopsticks directly to somebody else's chopsticks. Only at funerals are the bones of the cremated body given in that way from person to person.
- Do not spear food with your chopsticks.
- Do not point with your chopsticks at someone or something.
- Do not move your chopsticks around in the air too much, nor play with them.
- Do not move around plates or bowls with chopsticks.
- To separate a piece of food into two pieces, exert controlled pressure on the chopsticks while moving them apart from each other.
- If you have already used your chopsticks, use the opposite end of your chopsticks in order to move food from the shared plate to your own plate.

Knife and fork are used for Western food only. Spoons are sometimes used to eat Japanese dishes that are difficult to eat with chopsticks; for example some donburi dishes or Japanese style curry rice. A Chinese style ceramic spoon is sometimes used to eat soups.

COMMON JAPANESE TABLE MANNERS

- Blowing your nose in public, especially at the table, is considered bad manners.
- It is considered good manners to empty your dishes to the last grain of rice.
- Talking about distasteful topics during or before a meal is not appreciated by most people.
- Unlike in some other parts of East Asia, it is considered bad manners to burp.
- After finishing your food, try to place all your dishes in the same way they were at the start of the meal. This includes re-placing the lid of dish (if it comes with one) and re-placing your chopsticks on the holder or into their paper slip, if applicable.

DRINKING ETIQUETTE

When drinking alcoholic beverages, it is a Japanese custom to serve each other, rather than pour the beverage into one's own glass. You are to periodically check your friends' cups, and serve them again once their cups are about to be empty. Likewise, if someone wants to serve you more alcohol, you should quickly empty your glass and hold it towards that person.

While it is considered bad manners to become obviously drunk in some formal restaurants, for example in restaurants that serve kaiseki ryori (Japanese haute cuisine), the same is not true for other types of restaurants such as izakaya, as long as you do not bother other guests.

Do not start drinking until everybody at the table is served and the glasses are raised for a drinking salute, which usually is "kampai". Avoid using "chin chin" when drinking a toast, since these words refer to the male anatomy in Japanese. "Torieazu Beeru (We will start off with a beer)." It's quite a common phrase you hear when Japanese people order the drinks at the Izakaya restaurants. Japanese people toast with the same beverage, a glass of beer. Even you don't drink alcoholic beverages, please join the toast with it. You don't have to drink it. "Doing things in harmony" is highly recognized to make sure the familial, friendship, office workers' ties.

COMMON JAPANESE FOOD ETIQUETTE



Rice:

Take the rice bowl in one hand and the chopsticks in the other. Lift it towards your mouth while eating. Do not pour soy sauce over rice.

Sushi:

Pour soy sauce into the small plate provided. It is considered bad manners to waste soy sauce; try not to pour more sauce than needed. You do not have to add wasabi into your soy sauce. The sushi pieces usually already contain wasabi, and some pieces are supposed to be eaten without wasabi. If you choose to add wasabi, use only a small amount in order not to offend the sushi chef. If you do not like wasabi, you can request that none is added into your sushi. In general, you are supposed to eat a sushi piece in one bite. Hands or chopsticks can be used to eat sushi. For nigiri, dip the piece into the soy sauce upside-down with the fish part ahead. A few kinds of nigiri, for example, marinated pieces, should not be dipped into the soy sauce. For gunkan, pour a small amount of soy sauce over it, rather than dipping it into the sauce.



Sashimi:

Put some soy sauce into the small plate provided. Mix some wasabi into soy sauce, but do not add too much wasabi as this would overpower the taste of the raw fish (and possibly offend the chef). Use the sauce for dipping sashimi pieces. Some types of sashimi are enjoyed with ground ginger rather than wasabi.



Miso Soup:

Drink the soup out of the bowl as if it were a cup or eat with the spoon provided. You can also eat the solid pieces with your chopsticks.



Noodles:

Lead the noodles with your chopsticks into your mouth, while sucking them down in with a controlled slurping sound. Try to copy the slurping sound of people around you. If a spoon is provided, use it to eat the soup; otherwise, lift the bowl to your mouth to consume the soup.



Kare Raisu: (Dishes in which steamed rice poured over curry sauce)

Kare Raisu (Japanese style curry rice) and other rice dishes, in which the rice is poured over a curry sauce may be somewhat difficult to eat with chopsticks. Kare Raisu is often eaten with a spoon rather than chopsticks.



Big pieces of food:

(e.g. shrimp tempura) Separate the piece with chopsticks (This takes some practice), or just bite off a piece and put the rest back onto your plate.



Maps of Commander Fleet Activities Sasebo

Base Map:



Map of Hario Village:





Commander Fleet Activities—Sasebo Housing Information

Living in Japan is fun and exciting! The more you prepare for the living accommodations the more comfortable you can be here! We endeavor to provide all the information you need to prepare and service you quickly!

Fleet Activities Sasebo has 648 on base Military Family Housing (MFH) units serving the accompanied housing requirements of US Forces and civilian personnel authorized to serve “with dependents” tour in Sasebo and 5 Unaccompanied Housing (UH) buildings (E1-E3, E4<years). Our off-base Housing Referral Service provides housing leases for unaccompanied personnel and families in the area that are authorized to live in the local community. To help ease your transition, other housing support functions are provided to include the temporary loaner furniture program, off-base housing inspection, translation, lease interpretation, issue resolution, and housing showing services. These are some of the support programs we provide to the Sasebo community.

Let us take you step-by-step through the process to apply for housing at the Sasebo Housing Service Center. For any questions about family housing, please contact each point of contact directly or [email us](#)


NOTE: Please review the information contained in this website as it contains fairly detailed information that should answer most of your questions. If you cannot find the answer, please include pertinent information with your questions in your email.

- *For example: I am an E-6/CS1 with a spouse (non-military); a 6 year old boy; and 9 year old daughter (I have Dependent Entry Approval for all). I also have a dog & a cat. We will all arrive together on June 22nd. I will be attached to the USS America. My question is.....This type of information will help us to answer your questions more quickly.*

Family Housing mailing and contact information

Housing Service Center (Family Housing)
U.S. Fleet Activities, Sasebo, Japan
PSC 476 Box 126
FPO AP 96322

DSN:	(315) 252-3402/3923
DSN Fax:	(315) 252-3453
Off – Base Local:	0956-50-3402/3923
From U.S.:	011-81-956-50-3402/3923
Email: Sasebo_Housing@us.navy.mil	
Location:	Bldg. 200 1st Floor (across from Branch Health Clinic)
Hours:	0800-1600 Monday to Friday (except Wednesday) 0800-1500 Wednesday



All active duty service members and civilian personnel LQA eligible are required to check in with the Housing Service Center (HSC) prior to agreeing to rent, lease, or purchase of housing. Personnel entering into rental lease agreements without negotiating them through the HSC risk forfeiture of housing allowances but will still be held accountable to pay for the rental lease agreement out-of-pocket. Only rental properties that are inspected, approved and listed by the HSC will be considered valid for payment of Overseas Housing Allowance (OHA) and Living Quarters Allowance (LQA).

There is some great information available online, so we invite you to explore: CNIC website for CFAS Housing: <https://ffr.cnic.navy.mil/Navy-Housing/Housing-By-Region/Japan/CFA-Sasebo/>

There are several tabs to look at on this site. Take a look specifically at the FAMILY HOUSING TAB.

- Family housing photos and floor plans
- Community housing policy, forms, and resources

Sponsors with large families having a four or more bedroom requirement are advised that suitable accommodations in both on and off base housing are severely limited. Sponsors in this category should contact Sasebo HSC about two months prior to orders execution to get current availability information.

Family Housing

Family housing in Sasebo currently comprise a total of 648 units located at Dragon Vale, Fiddler's Green, and Hario Village. Dragon Vale and Fiddler's Green housing areas are located in the vicinity of the main base in the City of Sasebo, Japan. Hario Village is located at scenic Hario-shima (Hario Island) and is near Huis Ten Bosch – a Dutch Village & Theme Park. We offer two, three and four bedroom units located in mid-rise and high-rise apartments, garden-style units, and town homes.

Dragon Vale / Fiddler's Green

Dragon Vale and Fiddler's Green housing areas are located across the street from Sasebo Naval Base. Residents utilize all main base facilities including the commissary, medical clinic, gyms, swimming pool, Movie Theater, restaurants, banks, chapel, post office and the Navy Exchange. Located in the Main Base housing area you will find Sasebo Elementary School (K-6), E.J. King School (7-12), teen center, youth center, and a child development center. There are 184 available homes which are a combination of tower apartments, garden-style apartments, and townhouses. There are several variants of two, three and four bedroom units. Sizes and floor plans may vary.

Hario Village

The Hario Village housing area is a scenic and peaceful community located 20 minutes from Main Base (via the expressway). There is a home-to-work shuttle bus program that runs between Main Base and Hario Village. In addition to the 464 family housing units, Hario Village has the larger commissary, a gym, swimming pool, tennis courts, teen center, youth center, community center, village theater, chapel, post office, ATM, food court, gas station, medical/dental clinic, NEX Home Store, and a child

development center. Also located at Hario Village is J.N. Darby Elementary School (K-6). Middle School and High School students are bussed to the E.J. King School at Main Base.

Off Base Japanese Rental Units

The Sasebo Housing office has both traditional Japanese style homes and homes with more Western features. Homes are smaller than what most American are used to. Expect to see small houses averaging 720 square feet or less for a two bedroom unit. They are built with unfamiliar materials like tatami (straw mat) floors, and different appliances or no appliances at all. Newer homes have only one or two tatami rooms; the rest have tile or hardwood floors, and some homes have no tatami.

The standard bedroom size is six tatami (6T), about 9 ft. by 12 ft. A "large master bedroom" is eight tatami (8T), or 12ft. by 12 ft. Houses often have narrow doors and halls, and narrower staircases (e.g., 27 inch wide doors). Therefore, king size mattresses often won't fit upstairs. Door frames are often lower, about six feet from floor to top. Oversized couches or overstuffed chairs may not fit, since dining rooms are often just one end of a living room. Storage inside the house or outside may be limited or non-existent, and there is usually no attic or basement and mostly no garages.



HOMES.mil is a new official Department of Defense (DoD) website, dedicated to helping Service members, Families, and DOD civilians find housing. Sasebo lists all off-base housing on this website.

ALL Active Duty Accompanied Members will be required to reside in on-base housing if available.

All incoming military families are involuntarily assigned to MFH meeting their eligibility requirements based on rank and family composition without regard to location (Dragon Vale or Hario Village) or type of unit (garden-style apartment, townhouse, or tower unit). Members declining involuntary assignment will no longer be eligible to receive a government funded courtesy move (moving from off-base to on-base) and Temporary Lodging Allowance (TLA) is forfeited in 30 days or on the availability date of the unit offered, whichever is later. Furthermore, Member will not be eligible for Overseas Housing Allowance (OHA) and Move In Housing Allowance (MIHA) entitlements.

Eligibility to Military Family Housing

- All military personnel completing an accompanied tour with bona fide family members are eligible for MFH. Bona fide family members are those who have received dependency status, command sponsorship approval, and will reside with the sponsor for nine consecutive months or more each year during the sponsor's tour.
- All military personnel with newly acquired family members and/or non-command sponsored family members who will reside with their sponsor for nine consecutive months or more each

year during the sponsor's tour may apply for MFH. The control date will be the date when HSC receives the command sponsorship approval.

- Active duty single parent. An individual serving an accompanied tour who is unmarried, divorced, separated or widowed and is accompanied by bona-fide family members with command sponsorship who will reside with the sponsor for nine or more consecutive months each year during the sponsor's tour is eligible for MFH. Divorced or separated members must have legal and physical custody of bona-fide family members for at least nine consecutive months each year during the sponsor's tour. A single parent who requires a live-in childcare provider must submit a written request to HSC.
- Single, pregnant service member. Unmarried, pregnant service members may apply and be placed on the waiting list for MFH upon certification of pregnancy, but will not be assigned MFH prior to the birth of the child. The housing application control date will be the date the housing application and physician pregnancy certification are received. Offer of assignment to MFH will not be made until a birth certificate is received or a waiver granted by the HA to reside in MFH prior to birth has been received by the HSC.
- Department of Defense (DOD Civilians, Non-Appropriated Fund (NAF) employees, and Non-DOD Civilians (Red Cross, USO) with transportation Agreement may apply for assignment to MFH, but will primarily rely on surrounding civilian communities for housing support.

Temporary Lodging Allowance (TLA)

TLA accrual begins the day the member reports to the new permanent duty station. Paid TLA begins when member and family report to the new duty station. Member must check-in to Housing Service Center to submit an application to be eligible for TLA after check-in to your new command. TLA is normally granted to active duty members with command sponsored dependents and dual military couples. The purpose of TLA is to help defray the cost of meals and lodging while member is seeking off-base housing. TLA may be granted for 60 days. TLA is a reimbursable entitlement and paid in 10 day increments.

Temporary Quarters Subsistence Allowance (TQSA)

The primary guidelines for TQSA CFAS HSC will ensure economical management and compliance with applicable regulations and policies. DOD civilians under transportation agreement and entitled to TQSA will be managed in coordination with their servicing Human Resources Office (HRO) using the Department of State Standardized Regulations (DSSR)

[Apply for housing today: www.homes.mil/heat/DispatchServlet/HeatEntry](http://www.homes.mil/heat/DispatchServlet/HeatEntry)

Military Members

The following are the documents required:

1. Housing application DD Form 1746
2. PCS Orders (all pages)
3. Family Entry Approval or Command Sponsorship Approval
4. Detaching Endorsement (L20/L01 Activity Loss from last Permanent Duty Station)
5. Page 2 (Record of Emergency Data)
6. Valid Power of Attorney for your spouse or representative if sponsor is absence

7. Marriage Certificate (married after arrival member, locally acquired)
8. Pregnancy Certificate (single pregnant member)
9. Pet Customs Forms and Record (if applicable)
10. Advance / Delayed Travel of Dependents from N130 (if applicable)
11. Flight Itinerary (if applicable)

DOD Civilians / United States Civilian Services (USCS)

The following are the documents required:

1. Housing application DD Form 1746
2. DoD Travel orders
3. Transportation Agreement DD Form 1617
4. Current SF-50 for new assignment
5. Dependent authorization in orders (if applicable)
6. Valid Power of Attorney for your spouse or representative if sponsor is unavailable

DOD Civilians / United States Civilian Services (USCS) do not get assigned military family housing.

Control Date & Waiting List Placement

- Member's Control Date will be usually date detached from last PDS, activity loss departure date.
- Control date determines the position on a waiting list and waiting time period.
- If member fail to apply for MFH within 30 days, his/her control date will be the actual date of application (walk-in date). Member will start at the bottom of the waiting list and will not be authorized for a government funded local move from his/her off-base residence.
- The waiting times are estimates and subject to change daily.
- In order for you to retain your CONTROL DATE (C/D) which affects your waiting period, you must apply for housing within 30 days of reporting to your new command in Sasebo.

Housing Offer & Assignment

Upon arrival, the member family will be offered the next available unit at the earliest move-in date unit. House offer and assignment are based on member's pay grade and family composition listed on his/her Dependent Entry Approval.

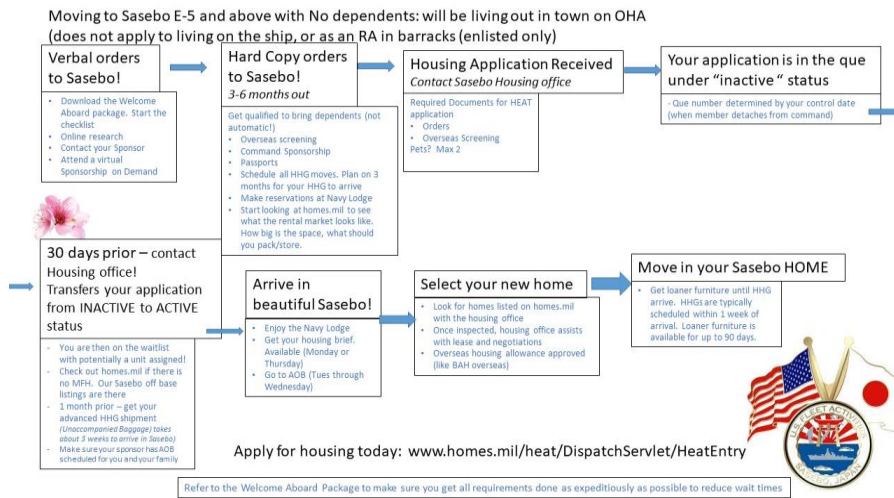
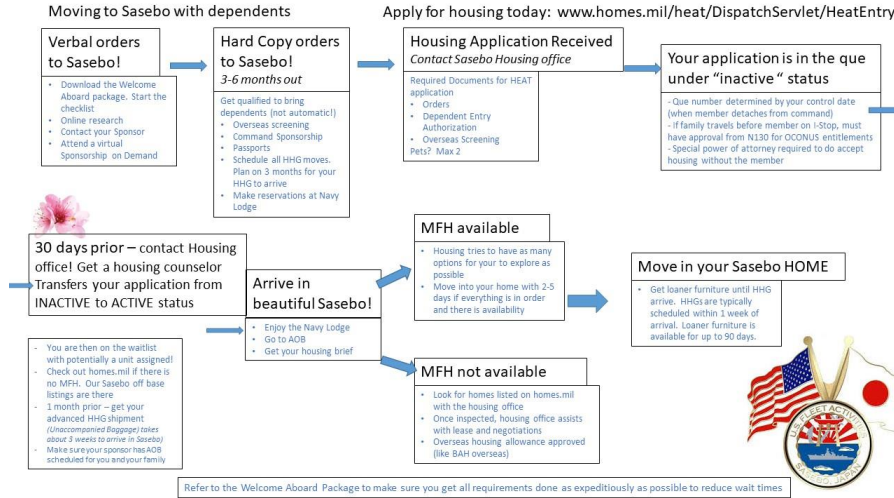
Once member or spouses have been contacted and an offer of MFH has been made, member has 48 hours to accept or decline the offer. Member and spouse should discuss housing options prior to any offer as many service members are deployed when an offer occurs. If member or spouse do not respond within 48 hours after being contacted and made an offer, it will be considered an automatic declination of MFH. This has the same effect as if member declined in writing. A member either accepts and move-in or may decline the offer. Declining an offer to MFH could impact your housing entitlements.

All assignments to Military Family Housing are for the duration of the sponsor's duty at the geographic location, Sasebo. Any follow-on tours/extensions in Sasebo (sea or shore) are considered as in the same geographic location. Relocation to another unit is not authorized unless there is an increase in bedroom entitlements (self-move) or promotion from enlisted to officer (funded move).

As offers could be made while the unit is in the Change-of-Occupancy Maintenance phase, the offered unit may not be available to viewed. In that case a like unit may be available to be viewed. If no units are available for viewing, member’s decision will have to be made based on available floor plans.

BAH/OHA stops on the Date of Assignment to Housing

Here is how the flow should work.



Pets

Dogs are authorized in all MFH townhouse, garden apartment; 1st and 2nd floor of tower units at CFAS. However, the second floor garden apartment units and tower units does not have a yard.

All non-domestic animals are not allowed in MFH. This includes, but not limited to: snakes, lizards, pot belly pigs, rabbits, chinchillas, chickens, ducks, ferrets, monkeys, reptiles and

tarantulas. Raising animals of any type, including birds and fish, for commercial purposes is not allowed.

Owners are permitted to keep only two pets in their assigned unit (e.g., two cats, one cat and one dog; etc.). All pet must be registered with the Sasebo Veterinary Treatment Facility, have proper inoculations, and be micro-chipped for identification at all times. Pet cats must be spayed or neutered.

Pet owners will be held personally and financially responsible for the care of their pets, cleanliness of their MFH and the entire CFAS housing community. Pet ownership at CFAS MFH is a conditional privilege.

Unaccompanied Housing (UH) Division

UH Division is responsible for providing single/unaccompanied housing for all authorized FLEACT Sasebo, tenant units and home ported ships. We have five (5) buildings dedicated for this mission to support the permanent party housing requirements and the CNO's Home Port Ashore program.

E1-E4 personnel assigned to home ported ships must check-in with their respective units prior to assignment & occupancy of UH. For E1-E3 Sailors assigned to shore, tenant or rotational commands, please check in to our Front Desk at Building 151 with the following documents:

- PCS Orders
- Fill-out the front desk check-in information

Newly arrived unaccompanied active duty personnel unable to report to their units because of underway/deployments should report to the Regional Transient Personnel Detachment (R-TPD at PW-63) for assignment to temporary sleeping quarters.

Unaccompanied Housing mailing and contact information

Housing Service Center (Unaccompanied Housing)
U.S. Fleet Activities, Sasebo, Japan
PSC 476 Box 126
FPO AP 96322-0002

DSN (315) 252-6081
DSN Fax: (315) 252-6081
Off-Base local: 0956-50-6081
From U.S.: 011-81-956-50-6081

Email: cfasunaccompaniedhousing@us.navy.mil

Location: Building 151 1ST Floor (Next to Community Education Center)

Housing FAQs

Q: Where can I find an application and other documents required for housing?

Navy Housing website <https://www.cnmc.navy.mil/ffr/housing.html>

Q: If I apply for housing using the Housing Early Assistance Tool (HEAT), does the date I submit my application become my control date?

No. HEAT does not change existing policy for determining your control date. It does, however, get you into the cue.

Q: What is the Family Housing wait list based upon?

The wait list for Family Housing is based on Service member rank and bedroom requirement.

Q: How is my name placed on the housing waiting list?

You will be placed on the housing waiting list according to your pay grade category and the number of bedrooms you qualify for. For example, if you are an E5 with two children, you will be placed on the Enlisted three bedroom housing waiting list. A member may not be placed on more than one waiting list. If there is availability for a home below your entitlement, you will have that option. Communicate with your housing counselor.

Q: How is my control date established?

Your control date for placement on the housing waiting list is normally your date of detachment from the previous permanent duty station. For example, if you detached from your previous permanent duty station 1 April 20xx, you will be placed on the waiting list with the control date of 1 April 20xx, provided you come to the Housing Service Center within 30 days of reporting to your command.

Q: I am the sponsor of an Exception Family Member (EMF) registered in the EFMP. Is special consideration given to this circumstance for my control date?

Possibly. Family members designated as Categories IV and V EFM's are severely disabled, and Navy Housing strives to provide permanency in living arrangements. As a result, EFM Categories IV and V are placed directly below the freeze zone. When two or more members are waiting for assignment, the higher of the EFM categories will be given priority in assignment. If members are designated in the same EFM Category, the actual control date will determine the priority of assignment unless written notification is provided by the medical authority indicating unique circumstances.

Q: Are pet dogs considered when making assignments to military family housing?

No. Pets may not be considered as family members for the purposes of military family housing assignment purposes. Therefore, they do not affect the type of unit authorized or the number of bedrooms permitted.

Q: How come my name keeps going down on the list?

You should remember that even though you have been placed on the appropriate waiting list, there is a possibility that you might be displaced by new arrivals who detached from their last permanent duty station before you did.

Q: What happens if my eligibility changes while I'm on the wait list?

If your eligibility changes while on a wait list, the original control date will continue to be used in instances when you will be placed on another wait list, such as: promotion or frocking resulting in eligibility for a higher grade category of housing, a change in priority status, or change of eligibility for number of bedrooms. If the control date would place your name in the freeze zone on the new wait list, then you will be placed immediately below the freeze zone.

Q: Can I request assignment to Main Base housing only?

No, you cannot request a specific unit type or location. The policy states that members will be assigned to military family housing based on eligibility and entitlement, regardless of location or type of unit.

Q: What happens if I placed my name on the housing waiting list for one bedroom less than I am authorized?

If you have requested and are assigned one bedroom less than you are authorized, you will not be authorized to relocate to another larger unit at a later date, unless you increase your family size by an additional member.

Q: How long do I have to move out of temporary lodging and into military family housing after being assigned to it?

Immediately. Any expenses for stays in temporary lodging after assignment will not be covered by temporary lodging allowances.

Q: Can I be authorized to stay in the Navy Lodge and draw TLA until complete with AOB/ICR so my family can secure transportation before accepting a house?

No. TLA, according to the Financial Management Regulations, is authorized upon initial arrival (reporting for duty) at an OCONUS PDS and waiting for Government quarters assignment. If quarters are available when you arrive you will be assigned those quarters and therefore not authorized TLA. Arranging transportation to and from home/work is the responsibility of the service member and their gaining command.

Q: My family is coming later than me. Will I be assigned to military family housing before they arrive?

Yes. You may be assigned 30 days in advance of your family arriving. Please note that you are required to provide Housing Service Center your family's flight itinerary.

Q: My family is coming earlier than me. Can they be assigned housing before I arrive?

Yes, if you have an Advance Travel of Dependents authorization. Your spouse must check-in to the Housing Service Center upon his/her arrival with all the required documentations and a valid power of attorney allowing them to accept housing on your behalf. If your family arrives without an approved Advance Travel of Dependents, they are not entitled to any housing or temporary lodging allowances. Also, they will not be eligible for housing referral services and furnishings support.

Q: What housing allowances am I eligible for?

Military members are entitled to various allowances to ensure the transition to a new location is as smooth and stress-free as possible. For information about your allowances, visit the Defense Travel Management Office website. If you have any questions, contact Command Pay and Personnel Administrator (CPPA).

Q: How can I accept government quarters while I am deployed?

Give your spouse or a friend Power of Attorney before deploying and make sure the Housing Service Center has the designated person's contact information. Power of Attorney can be done at the Naval Legal Services Office.

Q: How can I pay my rent and utility bills while I'm deployed?

The Private Rental Lease Agreement states that the rent is due by the 3rd day of each month. Please make arrangements to pay you rent in advance of your deployment or sign up to pay your rent electronically through GI Bill Pay services. GI Bill Pay Services is an easy, safe and a convenient way to pay your rent and utilities. It is done by electronic bank to bank transfers. You can pay your rent and most utilities through this service. There is a small service charge to use this service. Please contact the Housing Service Center for details or email GI Bill Pay services at sasebo@gibillpay.com.

Q: How can I make arrangements to vacate quarters when I receive PCS orders while I'm deployed?

For government quarters, you have an obligation to notify the Housing Service Center 30 days in advance. Please send a copy of your PCS orders and valid Power Of Attorney (POA) to your spouse so he/she can make arrangements for your household goods pack-out at the Personal Property Office. Pre-Termination inspection and Final Inspection should be scheduled by your spouse at the Housing Welcome Center.

For private rental, you have an obligation to notify your landlord 10 days (30 days for RPP) in advance. The Housing Service Center will contact your landlord as soon as you have found out the approximate date you will terminate the lease. Final Inspection must be scheduled with your landlord or housing agent.

CFAS Shuttle Services
Fukuoka Airport Shuttle Bus

****FUKUOKA BLUE BUS UPDATED PROCESS****
(effective 15 Jan 2025)



- Fukuoka international airport will undergo a 2-year construction renovation. These upgrades will impact current blue bus processes.
- **Effective 15 January 2025**, the CFAS Blue Bus process will change.
- **Personnel arriving to the domestic terminal will need to take the FREE AIRPORT SHUTTLE to the international terminal A4 area for Blue Bus pickup.**
- **Due to construction, the only available pickup for the Blue Bus is at the international terminal.**

1 NAVFAC FE, PWD Sasebo

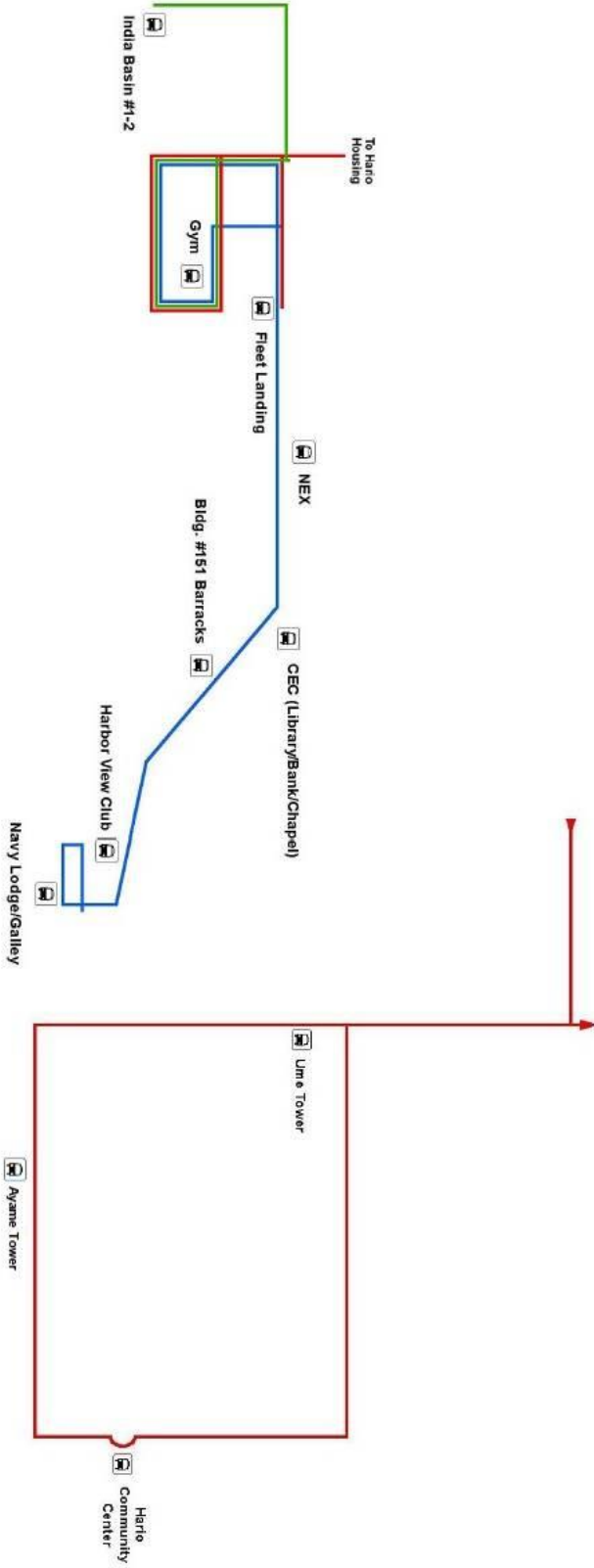
	MORNING RUN	EVENING RUN
ROLL-CALL & BOARDING at CFAS BUS STATION (Bldg.#203)	0800 ~	1800 ~
DEPART CFAS BUS STATION (Bldg.#203)	0830	1830
ARRIVE FUKUOKA AP (International Terminal)	1020 (ETA)	2020 (ETA)
ARRIVE FUKUOKA AP (Domestic Terminal)	1030 (ETA)	2030 (ETA)
EFFECTIVE 15 JANUARY, ALL PICK UPS WILL BE AT INTERNATIONAL TERMINAL		
DPART FUKUOKA AP (International Terminal)	1210 (ETD)	2240 (ETD)
ARRIVE CFAS BUS STATION (Bldg.#203)	1400 (ETA)	0100 (ETA)

Route Maps



MAIN BASE MAP

- Main Base Shuttle
- India Basin #1 Shuttle
- Home-to-work Shuttle



HARIO MAP

SHUTTLE DEPARTURE TIMES

As of 16 DEC 24



BLUE LINE: BASE SHUTTLE

NAVY LODGE/ GALLERY	HARBOR VIEW CLUB	BLDG. #151 BARRACKS	FLEET LANDING	GYM	NEX	CEC
6:00	6:01	6:03	6:06	6:08	6:09	6:10
6:15	6:16	6:18	6:20	6:23	6:24	6:25
6:30	6:31	6:33	6:36	6:38	6:39	6:40
6:45	6:46	6:48	6:50	6:53	6:54	6:55
7:00	7:01	7:03	7:06	7:08	7:09	7:10
7:15	7:16	7:18	7:20	7:23	7:24	7:25
7:30	7:31	7:33	7:36	7:38	7:39	7:40
7:45	7:46	7:48	7:50	7:53	7:54	7:55
8:00	8:01	8:03	8:06	8:08	8:09	8:10
8:15	8:16	8:18	8:20	8:23	8:24	8:25
8:30	8:31	8:33	8:36	8:38	8:39	8:40
8:45	8:46	8:48	8:50	8:53	8:54	8:55
9:00	9:01	9:03	9:06	9:08	9:09	9:10
9:15	9:16	9:18	9:20	9:23	9:24	9:25
9:30	9:31	9:33	9:36	9:38	9:39	9:40
9:45	9:46	9:48	9:50	9:53	9:54	9:55
10:00	10:01	10:03	10:06	10:08	10:09	10:10
10:15	10:16	10:18	10:20	10:23	10:24	10:25
10:30	10:31	10:33	10:36	10:38	10:39	10:40
10:45	10:46	10:48	10:50	10:53	10:54	10:55
11:00	11:01	11:03	11:06	11:08	11:09	11:10
11:15	11:16	11:18	11:20	11:23	11:24	11:25
11:30	11:31	11:33	11:36	11:38	11:39	11:40
11:45	11:46	11:48	11:50	11:53	11:54	11:55
12:00	12:01	12:03	12:06	12:08	12:09	12:10
12:15	12:16	12:18	12:20	12:23	12:24	12:25
12:30	12:31	12:33	12:36	12:38	12:39	12:40
12:45	12:46	12:48	12:50	12:53	12:54	12:55
13:00	13:01	13:03	13:06	13:08	13:09	13:10
13:15	13:16	13:18	13:20	13:23	13:24	13:25
13:30	13:31	13:33	13:36	13:38	13:39	13:40
13:45	13:46	13:48	13:50	13:53	13:54	13:55
14:00	14:01	14:03	14:06	14:08	14:09	14:10
14:15	14:16	14:18	14:20	14:23	14:24	14:25
14:30	14:31	14:33	14:36	14:38	14:39	14:40
14:45	14:46	14:48	14:50	14:53	14:54	14:55
15:00	15:01	15:03	15:06	15:08	15:09	15:10
15:15	15:16	15:18	15:20	15:23	15:24	15:25
15:30	15:31	15:33	15:36	15:38	15:39	15:40
15:45	15:46	15:48	15:50	15:53	15:54	15:55
16:00	16:01	16:03	16:06	16:08	16:09	16:10
16:15	16:16	16:18	16:20	16:23	16:24	16:25
16:30	16:31	16:33	16:36	16:38	16:39	16:40
16:45	16:46	16:48	16:50	16:53	16:54	16:55
17:00	17:01	17:03	17:06	17:08	17:09	17:10
17:15	17:16	17:18	17:20	17:23	17:24	17:25
*17:30						

NOTE:
 - (TIME) INDICATES END OF LINE
 - DOES NOT RUN ON WEEKENDS OR HOLIDAYS

GREEN LINE: INDIA BASIN #1

GYM	INDIA BASIN #1
6:10	6:25
6:40	6:55
7:10	7:25
7:40	7:55
8:10	*8:25

MID

INDIA BASIN #1	GYM
10:10	10:25
10:40	10:55
11:10	11:25
11:40	11:55
12:10	12:25
12:40	12:55
13:10	*13:25

PM

INDIA BASIN #1	GYM
14:40	14:55
15:10	15:25
15:40	15:55
16:10	16:25
16:40	16:55
17:10	17:25
17:40	*17:55

NOTE:
 - (TIME) INDICATES END OF LINE
 - WEEKDAYS WHEN B#1 HAS SHIP BERTHED

RED LINE: HOME TO WORK

FLEET LANDING	HARIO COMMUNITY CENTER	HARIO LINE TOWER	AYAME TOWER	FLEET LANDING	GYM
4:30	5:15	5:17	5:19	STOP/GO	ESTIMATED TIME OF ARRIVAL 6:00
5:00	5:45	5:47	5:49	STOP/GO	END OF LINE OF ARRIVAL 6:30
5:45	6:25	6:27	6:29	STOP/GO	END OF LINE OF ARRIVAL 7:15

ORANGE LINE: AKASAKI

FLEET LANDING	AKASAKI	GYM	NEX
6:10	6:35	6:55	6:58
7:10	7:35	7:55	7:58
8:10	8:35	8:55	8:58
9:10	9:35	9:55	9:58
10:10	10:35	10:55	10:58
11:10	11:35	11:55	11:58
12:10	12:35	12:55	12:58
13:10	13:35	13:55	13:58
14:10	14:35	14:55	14:58
15:10	15:35	15:55	15:58
16:10	16:35	16:55	16:58
17:10	17:35	17:55	*17:58

GREEN LINE: BUS STOP

BLDG #151 BARRACKS	INDIA BASIN #1	INDIA BASIN #1	AKASAKI
6:00	6:10	6:30	6:35
7:00	7:10	7:30	7:35
8:00	8:10	8:30	8:35
9:00	9:10	9:30	9:35

CONJINED GREEN AND ORANGE LINE

BLDG #151 BARRACKS	INDIA BASIN #1	INDIA BASIN #1	AKASAKI
6:00	6:10	6:30	6:35
7:00	7:10	7:30	7:35
8:00	8:10	8:30	8:35
9:00	9:10	9:30	9:35

NOTE:
 - DOES NOT RUN ON WEEKENDS OR HOLIDAYS
 - TIME DESIGNATED AS "STOP/GO" MEANS THAT THE BUS HAS NO SPECIFIED TIME OF DEPARTURE, BUS WILL STOP TO LET PASSENGERS ON/OFF AND IMMEDIATELY MOVE ON TO NEXT BUS STOP.

NOTE:
 - (TIME) INDICATES END OF LINE
 - WHEN SHIP BERTHED AT AKASAKI,
 - RUNS WEEKDAYS.

ONLY ONE WEEKEND LINE WILL RUN AT A TIME

*Dependent on where homeported ships are berthed

NOTE:
 - (TIME) INDICATES END OF LINE
 - WEEKENDS AND HOLIDAYS WHEN B#1 (WORK) AND HOMEPORTED SHIP BERTHED



Taxi and Daiko Companies

Available in Sasebo

TAXI COMPANIES WITH BASE ACCESS	TELEPHONE
KING TAXI	0956-22-4136
KOKUSAI TAXI	0956-33-5931
LUCKY JIDOSHA	0956-24-7711
MOTOMACHI TAXI	0956-22-6101
NAGASAKI DAIICHI KOTSU	0956-48-7191
OK TAXI	0956-24-5963
SANKO DAIICHI KOTSU	0956-31-7373
SASEBO KANKO TAXI	0956-33-8181
SASEBO TAXI	0956-27-3636
SEVEN TAXI	0956-24-7711
HIROYAMA TAXI	0956-24-5044
SILVER TAXI	0956-28-1879
TENJIN TAXI	0956-22-6101

DAIKO SERVICE	TELEPHONE
UNCLE DAIKO (ON/OFF BASE)	090-6421-4154
CAR'S DAIKO (OFF BASE)	090-6771-4758
KYO-MACHI DAIKO (OFF BASE)	0956-23-0373



CFAS Religious Ministries

Facilitates the free exercise of religion for all authorized personnel by providing opportunities for worship, religious education, and spiritual development, provide timely and effective pastoral care, and promotes the general well-being of the command personnel by providing counsel on matters of religion, morale, and ethics.

The following faiths groups are supported at CFAS Religious Ministries:

- Protestant Faith Group at Main Base & Hario (Christian Non-Denominational)
- Roman Catholic
- Gospel Community Fellowship
- Nichiren Daishonin Buddhism (SGI-USA)
- Seventh Day Adventist Fellowship

Regions Social Services available through CFAS Religious Ministries:

1. Counseling - all counseling is 100% confidential.
2. Suicide Prevention - if you or someone you know is struggling with suicidal thoughts, please contact our Duty Chaplain (090-3325-6494)
3. Baptisms and Dedications - if you are wishing to be baptized, or to have a baby baptism or child dedication service, please contact the CFAS Chaplains Office.
4. Premarital Counseling - for those couples considering marriage, we offer premarital counseling.
5. Facilities usage - if you need to reserve space in the CEC, call the CFAS Chaplains office.
6. COMREL (Community Relations Projects) - these events create goodwill, deepen our appreciation of other cultures, and build bridges between the United States and the international community.
7. Retreats (CREDO Sasebo Detachment) - we offer CREDO Marriage Enrichment Retreats, Family Retreats, as well as CREDO Personal Growth Retreats throughout the year.
8. Family Programs (Chili Contest, Thanksgiving dinner, VBS, AWANA)
9. General Bible Studies
10. Stress Management & Marriage/Relationship classes.
11. Holiday Events and religious/social programs (Thanksgiving, Christmas, New Year, Easter etc)

CFAS Emergency Management Department



**COMMANDER, FLEET ACTIVITIES SASEBO
EMERGENCY MANAGEMENT DEPARTMENT**

Email: CFAS-EM@us.navy.mil

<https://cnrj.cnmc.navy.mil/Installations/CFA-Sasebo/Departments/Emergency-Management/>

Phone: 252-2300

AtHoc Mass Warning Notifications System

CFA Sasebo utilizes AtHoc Mass Warning Notifications System to alert the installation population to a variety of weather and safety concerns.

- All personnel to include tenants, should register as soon as possible after arrival. Dependents can be added to their sponsors account.
- Active duty and civilian employees with a CAC and an One-Net account can access AtHoc via the self-service option.
- Review information regularly and when major life changes occur-marriage, birth of a child, moving to a new house, change of command, etc.

Tropical Cyclone Condition of Readiness (TCCOR)

- Tropical Cyclone Condition of Readiness is a standardized preparedness system in response to Tropical Cyclones.
- There are several TCCOR levels that are all scheduled from the estimated weather forecast of storm destructive and/or damaging winds.
 - Enhances preparedness
 - Allows time to take action
 - Gives awareness of severity possibility



Tropical Cyclone Conditions of Readiness (TCCOR)

Storm Watch	Sustained winds are possible. (35-49 knots)
TCCOR 5	Destructive winds are possible within 96 hours. (50+ knots)
TCCOR 4	Destructive winds are possible within 72 hours. (50+ knots)
TCCOR 3	Destructive winds are possible within 48 hours. (50+ knots)
TCCOR 2	Destructive winds are anticipated within 24 hours. (50+ knots)
TCCOR 1	Destructive winds are anticipated within 12 hours. (50+ knots)
TCCOR 1 Emergency	Destructive winds are occurring. (50+ knots)
TCCOR 1 Recovery	Destructive winds have subsided and are no longer forecasted to occur.
All Clear	Destructive winds have passed and are no longer forecasted to occur.

Be Prepared! Be Informed! Be Ready!

If an emergency occurs, call 911:

from an on-base phone dial 911

from a cell phone on-base/off-base dial 0956-50-0911

10 AUG 2022

What is a NEO?

An operation directed by the Department of State, the Department of Defense, or other appropriate authority whereby noncombatants in a foreign country are evacuated to a safe haven or to the United States when their lives are endangered by war, civil unrest, or natural disaster.

When is a NEO ordered?

- **Armed Conflicts**
 - Attack on Japan, Terrorism targeting US Civilians
- **Civil Disorders**
 - Riots, Violent Political Demonstrations
- **Natural Disasters**
 - Typhoons, Earthquakes, Floods, Tsunami, etc.

What's in a NEO Packet?

- **Identification**
 - **Passport**
 - **US Military ID**
 - **Birth Certificate**
 - **Marriage License**
 - **Naturalization Certificate**
 - **Alien Registration Card**



FFSC Family Employment Readiness Program (FERP) Resources

FERP

Our program provides basic information, materials, consultations, workshops, and referrals relating to family member employment services available through FFSC.

Fleet and Family Support Center (FFSC) FERP Classes, Workshops and Trainings

For more information regarding topics, schedules and to register, please call 252-FFSC (3372).

- Resume Writing
- Job Search Strategies
- Federal Employment
- Interview Skills
- Understanding KSAs (Knowledge, Skills, and Abilities)
- Career Exploration
- Volunteering
- 1 on 1 Consultations
- Volunteer Opportunities: A good way to get your foot in the door and network with potential employers is to volunteer. FFSC has options and information for volunteer opportunities. Contact 252-3372 for more information.

Tips for Job Searching in Sasebo

The first tip is patience. The job market is very tight in Sasebo because it is such a small community. There are plenty of hourly positions available through MWR at their locations around base such as the gym, restaurants, bowling alley, and childcare centers. The NEX and DECA (Commissary) typically have positions available as well. Professional positions are hard to come by -- especially at the post-baccalaureate level. Consider volunteer positions to gain valuable resume experience and prevent gaps in your resume. Networking is key to the success of your job search.

Department of the Navy Jobs at CFAS

- CNRJ HRO: http://www.cnic.navy.mil/regions/cnrj/om/human_resources.html
- MWR SASEBO: http://www.cnic.navy.mil/regions/cnrj/installations/cfa_sasebo/ffr/MWR_Sasebo.html
- United States Naval Hospital Yokosuka, Branch Health Clinic Sasebo: <http://www.med.navy.mil/sites/nhyoko/pages/jobs.aspx>
- Navy Exchange (NEX) <https://www.mynavyexchange.com/work4us/>
- DECA Commissary: http://www.commissaries.com/inside_deca/HR/employment_opportunities.cfm
- FISC Yokosuka & Sasebo: <https://www.navsup.navy.mil/navsup/jobs>
- SRF U.S. Naval Ship Repair Facility (Yokosuka & Sasebo): <http://www.srf.navy.mil/>

Supporting Organizations Jobs at CFAS

- Navy Marine Corps Relief Society: <http://www.nmcrcs.org/jobs>
- USO: <http://uso.org/careers> or <http://uso.balancetrak.com/>
- DODDS Careers: <http://www.dodea.edu/Offices/HR/onlineapplication/submitApplication.cfm>
- Navy Federal Credit Union: <https://www.navyfederal.org/about/careers.php>
- Community Bank: http://www.dodcommunitybank.com/home/customer_service/careers
- University of Maryland University College: <http://www.asia.umuc.edu>

Worldwide Organizations

- USA Jobs: <http://www.usajobs.gov/>
- Federal Jobs: <http://www.americajob.com>
- Zeiders: www.zeiders.com
- Department of Defense Education Activity (DoDEA): <http://www.dodea.edu/Offices/HR/employment/>
- Department of Navy Civilian Human Resources: <http://www.donhr.navy.mil>
- AMSEC/Northrop Grumman: www.amsec.com
- General Dynamics Information Technology: <http://www.gdit.com/careers/>
- Armed Forces Services Corporation (AFSC): <https://www.afsc.com/careers.html>

FFSC Sponsorship On-Demand



WELCOME ABOARD COMMANDER FLEET ACTIVITIES SASEBO




JOIN FLEET & FAMILY SUPPORT CENTER &
CFAS COMMUNITY EXPERTS IN..
SPONSORSHIP ON DEMAND

GET THE ANSWERS FROM THE EXPERTS ON YOUR PCS
QUESTIONS PRIOR TO ARRIVING IN SASEBO. JOIN US ON
TEAMS EVERY 2ND & 4TH FRIDAY** @ 0800 JAPAN TIME

[HTTPS://TINYURL.COM/FFSCSASEBO](https://tinyurl.com/ffscsasebo)

	<p>“DAYLIGHT SAVING TIME” (SPRING FORWARD)</p> <p>THURSDAYS</p> <p>1400 HDT 1600 PDT 1700 MDT 1800 CDT 1900 EDT</p>	<p>“STANDARD TIME” (FALL BACK)</p> <p>THURSDAYS</p> <p>1300 HST 1500 PST 1600 MST 1700 CST 1800 EST</p>	
---	--	--	---

FOR MORE DETAILS EMAIL: FFSCSASEBO@US.NAVY.MIL



Connect with your Command Ombudsman and Family Readiness Group

Have you reached out to your command family Ombudsman recently? If so, then you are aware that your Ombudsman is a trained volunteer who has been officially appointed by the Commanding Officer to serve as an information link between command leadership and Navy families. Your Ombudsman may have reached out to you upon your arrival to a new duty station or presented at your command deployment brief.

Ombudsmen may distribute vital command information and resources and may also maintain an official Facebook page, where you can connect and communicate with them and other families. Whatever the means of communication, it is important to make sure that you are connected to your Ombudsman and are receiving the valuable information that they provide.

Ombudsmen are required to report all known or suspected child abuse/neglect, domestic abuse, suspected/potential homicides, suspected/potential suicidal risks, sexual assaults.

Family Readiness Groups (FRGs) are non-federal entities that provide family members with a support network that is informational and social. They provide support during deployments, help families adjust to challenges and to support one another in time of personal crises, and coordinate social events.

Ombudsmen and FRGS work together to support Navy families. Both are an integral part of a support network. They are here to support you!



How to Contact Your Gaining Command Ombudsman?

SASEBO AREA OMBUDSMEN CONTACT INFORMATION	
ATG West Pac	atgwp.sasebo.ombudsman@gmail.com
CFAS	cfasombudsman@gmail.com
CFAS Hario Village	Cfasombudsman.hario@gmail.com
CPR-11	cpr11ombudsman@gmail.com
DSO	dsopacombudsmen@gmail.com
MCMRON7	mcmron7ombud@gmail.com
NBHC	nbhcsaseboombudsman@gmail.com
NBU-7	nbu7ombudsman@gmail.com
NMC EAST ASIA DIV DET SASEBO (NMC)	nmcsaseboombudsman@gmail.com
USS AMERICA	americaombudsman@gmail.com
USS CHIEF	uss.chief.ombudsman@gmail.com
USS NEW ORLEANS	18ombudsman@gmail.com
USS PATRIOT	usspatriot.ombudsman@gmail.com
USS PIONEER	usspioneerombudsman@gmail.com
USS RUSHMORE	rushmoreombudsman2@gmail.com
USS SAN DIEGO	Omb.lpd22@gmail.com
USS WARRIOR	warriorombudsman@gmail.com

Navy Marine Corps Relief Society



NAVY-MARINE CORPS RELIEF SOCIETY

NMCRS Sasebo • Community Education Center, Bldg 155 PSC 476 Box 189 FPO AP 96322 • www.nmcrs.org • 011-81-95650-3366
 NMCRS Commander Fleet Activities Republic of Korea, Chinhae • NMCRS Commander Fleet Activities Republic of Korea, Busan

How We Help:



NMCRS OFFICES

Offices are located on Navy and Marine Corps installations worldwide and on ships. Find contact information, hours, and other details about the office near you at nmcrs.org.



FINANCIAL ASSISTANCE

From car repairs to unexpected bills, things happen in life. NMCRS is here to provide a judgment free, safe place to help our Sailors and Marines in a financial challenge.



FINANCIAL EDUCATION

NMCRS helps clients understand their financial situation, prepare a budget, and gain awareness of available resources.



QUICK ASSIST LOAN®

When an active duty client has urgent financial needs, NMCRS QALs may help. No appointment is needed, and an interest-free loan up to \$500 can be processed in 20 minutes.



COVID-19 RAPID RESPONSE LOAN

This loan covers COVID-19 related expenses up to \$1,500 such as virtual schooling.



EMERGENCY TRAVEL

When a loved one is sick or dying, the Society helps with travel arrangements and financial assistance.



DISASTER RELIEF

When natural disasters strike, NMCRS is there to provide help from base evacuations to clean up after the storm.



VISITING NURSE PROGRAM

Our registered nurses provide health education for all stages of life via home and virtual visits. This includes prenatal, newborn, pediatric and adult health concerns for our eligible clients. Class offerings vary by site. Please contact your local NMCRS office for more information.



BUDGET FOR BABY® WORKSHOP

Welcoming a new family member is exciting. To prepare for the changing financial situation a new baby has on a family, the Society offers free workshops to expectant parents. All eligible clients will receive a handcrafted blanket and gift card.



EDUCATION ASSISTANCE

The NMCRS Education Assistance Program offers grants and interest free loans to children, under 23, and spouses of active duty, retired and deceased Sailors and Marines.



THRIFT SHOPS / UNIFORM LOCKER

NMCRS offers thrift shops or uniform lockers at many of our locations. Clients save money on gently-used household items and clothing. Our uniform lockers offer uniforms exclusively to active duty members. Thrift shop merchandise, hours, and shopper eligibility may vary by location.



VOLUNTEERING

Volunteers are the backbone of the Society. NMCRS offers a wide range of opportunities for volunteers to share and grow their skills and talents while giving back to the community.

Red Cross

Earn Online Volunteer Hours While Underway!!



American Red Cross
Sasebo, Japan



1. Search the internet for VolunteerConnection.Redcross.Org/Intake
 2. CREATE A RED CROSS ID. Use the Sasebo FPO zip code 96322.
- If you have any questions, email Sasebo@RedCross.Org or call 252-3680.



Emergency Communication Message

- Anyone Can Request An ECM
- Call our Hero Care Center at 1-877-272-7337 or Sasebo at 0956-50-3680
- or search: **Red Cross Emergency Communication**
- or text **"GetHeroCare"** to 90999
- Write down the Case Number if you receive one.



American Red Cross
Sasebo, Japan

Download the app from
Apple or **Google**



Safety Department: Driving In Japan

Obtaining a License:

❖ POV driver's license

Required documents

Active duty: Orders, Valid U.S. Driver's License & AOB Certification

Family Members: Sponsor's orders, Valid U.S. Driver's License & AOB Certification

USCS Civilians/Contractors: Letter of employment with SOFA and contract expiration date, Valid U.S. Driver's License & AOB Certification

Their family: Same as sponsor

Service Member age below 26: 'Driving for Life' Certification is required in addition to the above

****NOTICE: Before your PCS to Japan, ensure you have a valid US driver's license that will not expire for the entirety of your tour.****

Recommended to check the following website to see if you can renew your licenses online.

<https://www.usa.gov/motor-vehicle-services>

E4 and below **MUST** meet the following requirements: E-4 and below Active Duty military personnel will adhere to the following requirements:

(1) Be command approved to live in off-base housing or military family housing (housing areas). Member will need to bring a copy of their off-base contract or on-base housing assignment from the Housing Office or a copy of the Special Request chit to move off-base signed by their Commanding Officer (CO) or Officer-in-Charge (OIC).

(2) Be an accompanied or unaccompanied member with approved request to live off-base.

(3) Be assigned to Security's Military Working Dog division.

(4) If a member desires to use a Navy Exchange (NEX) rental vehicle, the member must be at least age 21 as regulated in the Japanese Liability Insurance policy attached to NEX rental vehicles and must have a special request chit approved by their CO or OIC. Commands with no commissioned OIC will send their requests to COMFLEACT Sasebo CO for approval with an explanation as to why a permit is being requested.

(5) **Waivers** to these requirements may be granted by COMFLEACT Sasebo CO on a case-by-case basis.

New Arrivals: Sign-up for Driving Test through FFSC

If you are unable to test on the scheduled date with FFSC, you must reschedule the test directly with the CFAS Safety Office.

Existing Residents: Make a reservation with CFAS Safety Office - Operations Section

New Drivers those who have never had a driver's license:

SOFA personnel and their family members who do not possess a current, valid USFJ Form 4EJ POV permit or a license from one of the countries listed in the following paragraph* may be issued a USFJ Form 4EJ POV permit after successfully completing 45-hour driver's education course, local hazard traffic safety class and both a written and practical driving examination. Japanese nationals sponsored under SOFA who possess a valid Japanese driver's license are exempt from the written.

*Australia, Austria, Belgium, Canada, Czech Republic, Denmark, Finland, France, Germany, Greece, Iceland, Ireland, Italy, Luxembourg, Netherlands, New Zealand, Norway, Portugal, South Korea, Spain, Sweden, Switzerland, Taiwan and the United Kingdom.

Steps for obtaining SOFA license for New Drivers

1. Complete the AOB
2. Take Written Test for Learner's Permit
3. Attend New Driver's Course (45-hour driver's education course)
4. Practice 30 days on base
5. Take Road Test. Must schedule appointment @ CFAS Installation Safety office.

Sign-up for Driving Written Test through FFSC in Sasebo. After completion of passing the written test, CFAS Safety will issue a Learner's Permit. After obtaining the Learner's Permit, attend the New Driver's Course at Iwakuni. Those who wish to sign-up for New Driver's Course will need to contact MWR at Sasebo. This course will be approximately 6 days due to the requirements. Plan accordingly for the cost of the course and associated lodging expenses. Please note CFAS Safety doesn't control the course. POC in MWR: Mr. Poluhowich, Robert (Director) Email: robert.s.poluhowich.naf@us.navy.mil
DSN: 315-252-3472 / COMM: 0956-50-3472

****NOTICE: It's against Japanese law to drive any "vehicles" with open toe footwear such as sandals, high heels, and/or bare feet.****

- * NO Sandals
- * NO High Heels
- * NO Bare Feet

❖ GOV driver's license

Active duty: GOV application forms signed by the member's COs, OIC and/or Division Officers of military personnel or the senior supervisor of civilian personnel.

***Renewal – same as above. Download the application form through the Traffic Safety Website or contact CFAS Installation Safety office.

License renewal may begin 90 days prior to expiration. **Expired license renewal will require a written exam.**

Driving in Japan Study Guides:

Please access Traffic Safety Website via the following link or QR code.

<https://cnrj.cnmc.navy.mil/Installations/CFA-Sasebo/Operations-and-Management/Departments/Safety/Drivers-License-Traffic-Safety/>

CFAS Driver's License Office in building 155:

Driver's License Renewal/Update is by appointment ONLY

For questions, please call: 252-2704/2705

Email: cfaslicense@us.navy.mil

Hours of operation: 0800-1200/1300-1500 M-F (except federal holidays)

Traffic Safety Website

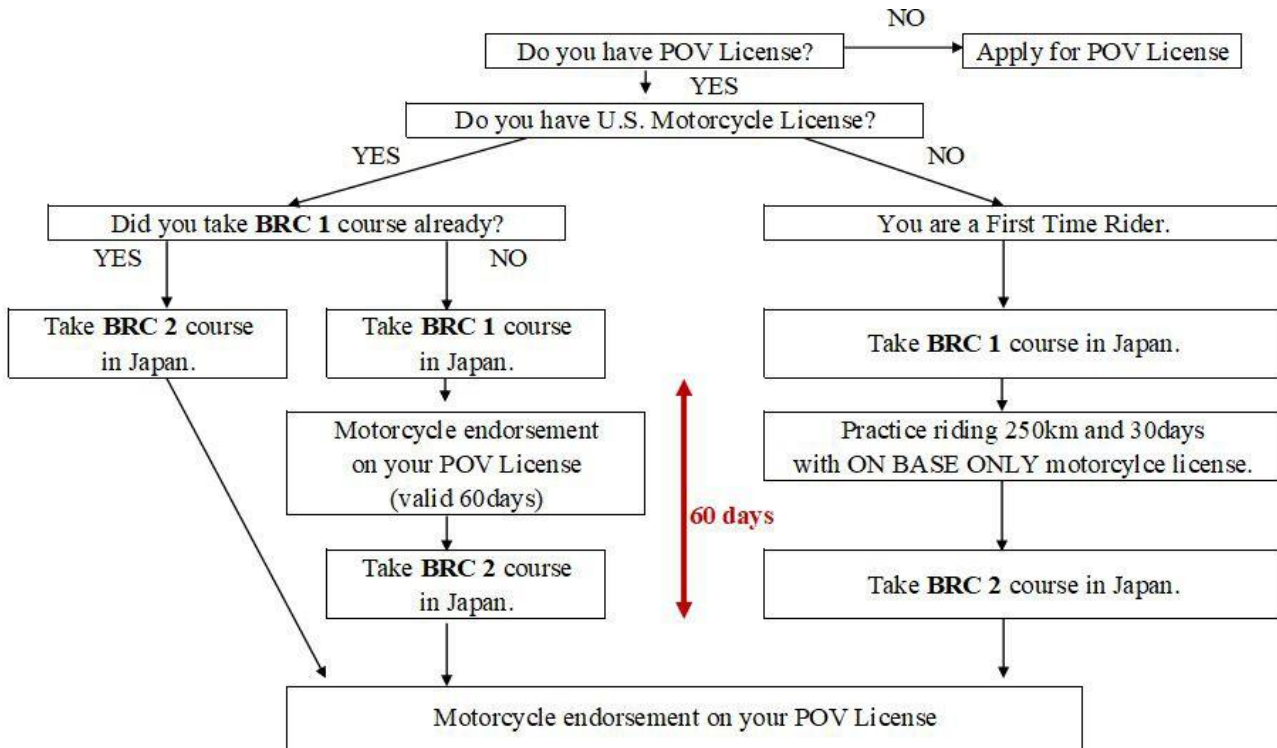


*Tuesday, Wednesday, Friday - Reserved for Tests

*Thursday afternoon – Closed for Admin

❖ Motorcycle Driver’s License

The individual will not operate a motorcycle on/off-base until an appropriate USFJ Form 4EJ motorcycle operator's permit is issued by COMFLEACT Sasebo Safety Department. The SOFA personnel and their family members will follow the below process to obtain an USFJ 4EJ motorcycle operator's permit.



FAQs

Q. How do I apply for the BRC?

A. You can enroll yourself to the BRC1/BRC2 through ESAMS.

Q. Is there a motorcycle to use at the BRC?

A. Unfortunately, we don't have any motorcycles for students. You will need to obtain a motorcycle which has valid JCI and insurance for the course. Rental motorcycles are authorized to use at the course. Borrowing motorcycles is strictly prohibited.

Q. How do I transport a motorcycle to the range?

A. The motorcycle must be transported to the range by a method other than riding by the BRC student, e.g.

- 1) Rent a truck from base resources.
- 2) Ask a rental motorcycle shop to transport. You will need to request for an access pass to Akasaki.
- 3) Have a friend who has van or truck deliver the motorcycle to the range and pick it up upon completion of the course.

Q. I am a first time rider and I have never had a motorcycle license in U.S. Is there any restriction on engine size?

A. Yes, there is. First time riders are restricted to 400 cc engine and below motorcycles for one year. After operating free of accidents or moving violations for at least one year, the operator must attend the BRC 2 on a larger displacement motorcycle to become licensed to operate a larger motorcycle.

Q. What paperwork do I need to attend the BRC?

A. Download all required documents via ESAMS and submit at the beginning of the class. You must also complete a free e-course through the link in that document prior to the class and bring the certificate as well.

The course schedule is up to voluntary instructors. Please monitor ESAMS.

Motorcycle Safety Foundation (MSF) courses and license Information call: 252-2703

❖ Remedial Driver Training/Equivalent Course as Driving for Life

American Automotive Association-Driver Improvement Program (AAA-DIP) classes are held once a month. Enroll via ESAMS.

❖ Traffic Accidents

There are two types of accidents.

Those that causes the death or injury of a person.

Those that causes property damage only. If you are involved in an accident, report the type of accident to: Military Security Police and/or Japanese police ASAP.

****Never leave the scene of an accident!****

DON'T LEAVE UNTIL SECURITY RELEASES YOU!

EMERGENCY – Call Dispatch Center

0956-50-0911

❖ Safety Requirements

DRIVERS WILL NOT ALLOW CHILDREN TO BE LEFT ALONE IN A VEHICLE AT ANY TIME, OR CHILDREN OF ANY AGE TO BE LEFT ALONE IN A VEHICLE WHEN CONDITIONS ARE NOT APPROPRIATE (SUCH AS A HOT DAY)

PETS WILL NOT BE LEFT UNATTENDED IN VEHICLE AT ANY TIME.

* LEAVING A CHILD OR PET UNATTENDED IN VEHICLE CAUSING INJURY OR DEATH

– In the case of abandonment of a guardian, there is a possibility of being punished with "imprisonment with work for 3 months or more and 5 years or less", and if the person requiring assistance is injured as a result, "imprisonment with work for 3 months or more and 15 years or less", If the person requiring assistance dies, it may be punished with "imprisonment with work for 3 years or more".

❖ Reporting a Mishap

A mishap is an unplanned occurrence, or series of occurrences, that results in damage or injury. The sole purpose for safety investigations is to prevent future mishaps.

❖ How to report a Mishap

- (1) Report mishaps immediately to your supervisor and Unit Safety Representative
- (2) Mishaps must be documented via ESAMS, Supervisor's Mishap Report
- (3) A report must be submitted to Installation Safety Office not later than 72 hours of mishap

Each employee is responsible for prompt reporting to the immediate supervisor of any unsafe conditions, occupational injuries or illnesses, property damage resulting from a mishap or any hazards which could affect the health and well-being of employees that has been encountered or observed during the course of work day. Violations of SOH regulations or instruction can result in disciplinary action as appropriate.

❖ Reporting a Hazard / Unsafe Condition

A hazard is a condition, procedure, or practice that creates the potential for producing death, injury, illness, fire, property damage, equipment damage, or environmental damage. Everyone has the right and responsibility to report hazards.

❖ How to Report a Hazard

Notify supervisor and Unit Safety Representative of the hazard Report hazards that cannot be eliminated immediately to the Installation Safety Office via the ESAMS, telephone, e-mail or in person

❖ Top 5 Mishaps on CFAS

- #1. Motor Vehicle (four-wheeled and two-wheeled)
- #2. Operational and Industrial
- #3. Sports Related Injuries (On- and Off-Duty) #4. Miscellaneous (Lacerations, Slips Trips & Falls)

❖ General Safety

Keep sidewalks free of debris.

Never leave a child unattended in a vehicle.

Helmets are required when bicycling.

On-base running/jogging - Wear reflective material in low light / dark conditions.

All personnel shall comply with the safety regulations when using cellular phones, portable headphones, earphones or other listening devices while jogging, walking, bicycling, skating or operating motor vehicles onboard CFAS and facilities located in CFAS AOR.

Use provided crosswalks and look both ways / be vigilant (make eye contact with drivers).

USO



Sasebo

Fleet Landing

Mon, Weds, Thurs: 1100-2000
Fri, Sat: 1100-2200
Tuesday: Closed

Nimitz

Mon & Weds: Closed
Tues, Thurs, Sun: 1200-2000
Fri & Sat: 1200-2200



We are a full-service USO center, and provide a friendly and comfortable environment. We offer amenities including computer use with CAC card readers, Wi-Fi, a phone that can be used to call the U.S., Canada, and Mexico, snacks, drinks and a "home away from home" environment. Come take a seat on our couches and enjoy watching TV using one of our provided streaming services or play video games on our new consoles!



LOCATION

Bldg. 128
Next to Food Court



CONNECT WITH US

Facebook: /SaseboUSO
Instagram: @usosasebo



CONTACT US

usosasebo@uso.org
DSN: 252-3873



Sasebo

The USO strengthens America's military service members by keeping them connected to family, home, and country, throughout their service to the nation.



We have 2 USO locations: main base and in Nimitz Park.



We welcome all active duty service members & their families.



We have beverages, snacks, PS5/Xbox & streaming services

BECOME A VOLUNTEER



The USO needs you! Our centers are 100% volunteer manned, so in order to keep our centers open, we need a steady stream of volunteers. Gain hands-on training while making a positive difference in the lives of service members and their families.

Becoming a part of our USO Sasebo Volunteering family is easy!

1. Go to www.volunteers.uso.org or scan the USO Volunteer QR code
2. Create and complete a profile
3. Attend orientation and complete a shadow shift



If you have any questions or would like more information on volunteering, please contact usosasebo@uso.org

WOMEN, INFANTS & CHILDREN (WIC) OVERSEAS



WIC OVERSEAS

WOMEN, INFANTS AND CHILDREN OVERSEAS

SASEBO OFFICE

The WIC Overseas Program provides several important benefits to help you and your family lead healthier lives.

Program services are provided to eligible participants living overseas:

- Active Duty Military & their Dependents
- DoD Civilian Employees & their Family Members
- DoD Contractors & their Family Members

Those who may be eligible for the WIC Overseas Services include:

- Pregnant women—during pregnancy & throughout the first 6 weeks after giving birth
- Mothers—until the infant is 6 months if bottle feeding or age 1 if breastfeeding
- Infants & children—until the end of the month in which they turn age 5 years

The WIC Overseas Program provides participants & their families with important benefits, including:

- Nutrition & health screenings
- Nutritious foods- Redeemable food checks called “drafts,” which can be redeemed for specific foods and quantities in overseas commissaries
- Tips on how to prepare balanced meals
- Access to other resources that help families lead healthier lives

Contact your local WIC Overseas office to determine if you and your children are eligible for the WIC Overseas Program!

**SASEBO OFFICE HOURS:
TUE, WED, THUR 0730-1600
DSN: 252-8781
JPN Phone: 0956 50 8781
US Phone: 011 81 -956 50 8781**